

## Achievements in DOTS Expansion during the 1<sup>st</sup> Quarter 2004

Dear Colleagues,

This quarter has been marked by the world wide recognition of the rapid expansion of DOTS in India. The 2<sup>nd</sup> Stop TB Partners Forum was held in India from 24-26<sup>th</sup> March 2004 at New Delhi in recognition and appreciation of India's rapid progress in expanding DOTS under the Revised National TB Control Programme. The forum provided a platform for the exchange of experiences and an example was set for other countries to emulate the good work done in India.

India has continued to expand DOTS and significant achievements have been made during 1<sup>st</sup> quarter due to the dedicated efforts of state and district level functionaries.

### **Expansion of RNTCP**

By March 2004, the coverage had increased from 778 million in December 2003 to 851 million - an addition of 73 million in the three months. To date, DOTS services are available to people in 470 districts of 28 States and Union Territories.

### **Performance**

The case detection rate for this quarter is 67% , with 2,60,589 patients placed on treatment. Success rate amongst the new smear positives registered in 1<sup>st</sup> quarter 2003 was 86% . The sputum conversion rate and cure among the new sputum positives was 90% and 85% , respectively .

### **Monitoring & supervision**

Review meetings on the performance of the RNTCP continue to be held at the state level on a regular basis. These review meetings have been attended by representatives from Central TB Division in Andhra Pradesh, Gujarat, Haryana, Jammu, Jharkhand, Rajasthan, Tamil Nadu and Uttar Pradesh.

### **Important International Event - the 2<sup>nd</sup> Stop TB Partners Forum**

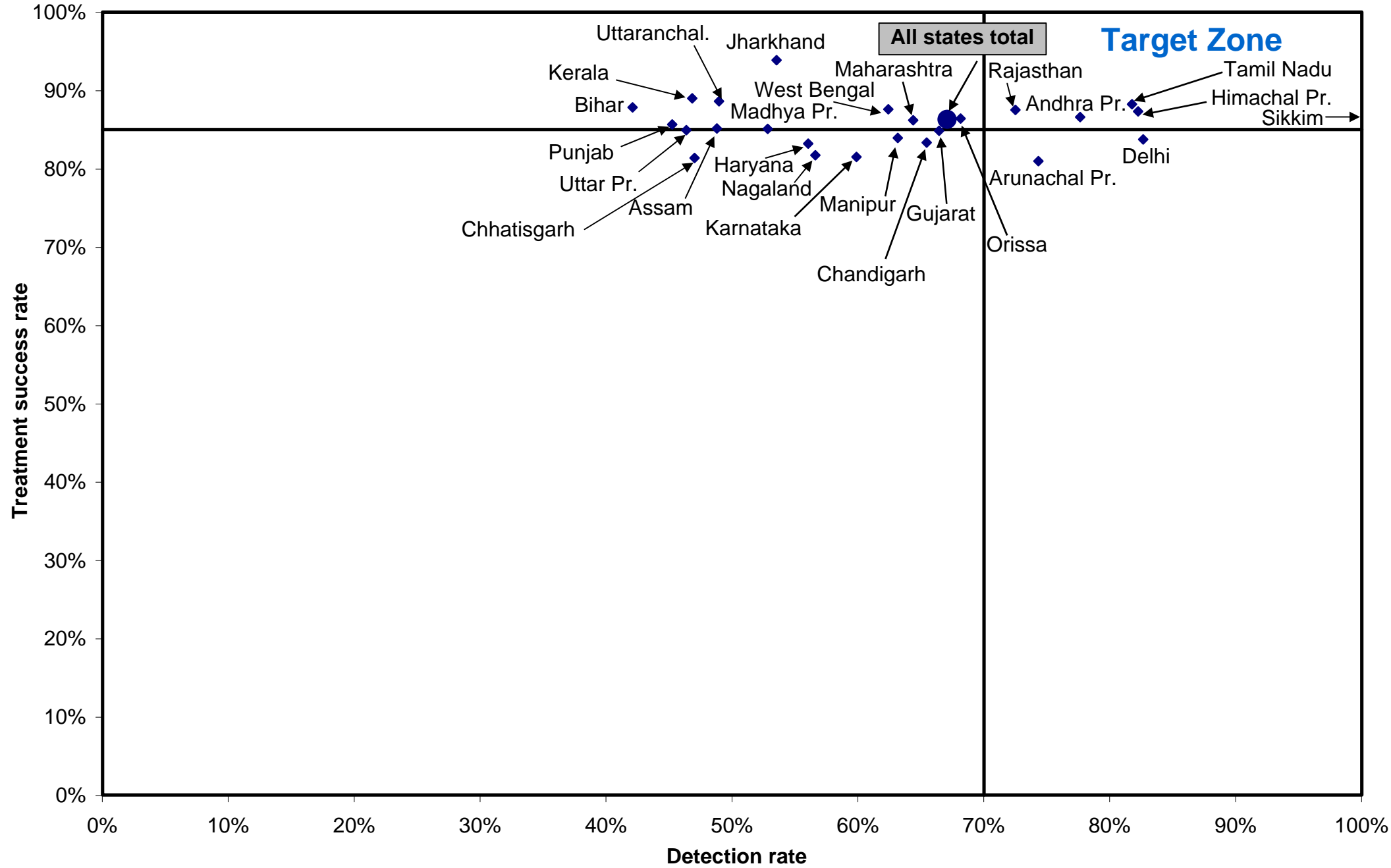
The 2<sup>nd</sup> Stop TB Partners Forum was held from the 24<sup>th</sup> to the 26<sup>th</sup> of March 2004 in New Delhi, to coincide with World TB Day on the 24<sup>th</sup> of March. The forum was inaugurated by Hon'ble Prime Minister, Shri Atal Bihari Vajpayee. More than 300 delegates attended the forum, including Dr J.W.Lee, Director General of WHO, Dr. Praful Patel, Vice Chairman of World Bank, South East Asia Region, ministerial delegates from 22 high TB Burden Countries, and international and national expert in the field of TB.

The event provided an opportunity to showcase India's TB control programme, with a series of events being organized. On the eve of World TB Day, a photo exhibition was inaugurated, two publications were released – the WHO 'Colours Report' and 'TB India 2004 – RNTCP Annual Status Report', and 8 DOT providers from different parts of the country were felicitated for their contribution to RNTCP. At the inaugural function, Shri A R Rehman, music composer and global ambassador for TB Control, administered DOT to one patient. Later in the day, he also visited one of the Tuberculosis Unit in the city. This event got wide media coverage in national and international press.

*The international recognition gives us reasons to feel proud, but challenging tasks still lie ahead. We have to cover under DOTS the rest of the country by 2005 and also maintain the quality of services provided. Thus this is not the time to be complacent. I am sure that with the dedicated and committed teams at the district, state and national levels, we will achieve the target of achieving full national coverage by 2005. I am also confident that with the contribution from all of you, we will achieve our targets, consolidate the programme and maintain the quality of services. We are aware of the challenges, however we are proud of our dedicated team and are confident of reaching our targets with regular and intensive monitoring and supervision, collaboration with other sectors and your cooperation.*

Dr. L. S Chauhan, DDG (TB)  
Directorate General of Health Services, MOHFW

# Case-detection and treatment success rates in RNTCP areas for first quarter 2004/2003



**Performance of RNTCP Case Detection (2004, first quarter), Smear Conversion (2003, fourth quarter), and Treatment Outcomes (2003, first quarter)**

| Implementing states | Population (in lakh) covered by RNTCP * (%) | Total no. of districts /DTCs | No. of districts / DTCs reporting RNTCP | No. of suspects examined | % suspects examined out of total out-patients | Suspects examined per lakh population | No of Smear positive patients diagnosed | % of S+ve cases among suspects | Percentage smear positive patients living in the district placed on DOTS | Total patients initiated on treatment | Annualized total case detection rate † | New smear positive patients initiated on treatment | Annualized new smear positive case detection rate (%) † | Ratio of new smear negative to new smear positive patients | 3 month conversion rate of new smear positive patients§ | Cure rate of new smear positive patients ¶ | Success rate of new smear +ve patients ¶ |
|---------------------|---------------------------------------------|------------------------------|-----------------------------------------|--------------------------|-----------------------------------------------|---------------------------------------|-----------------------------------------|--------------------------------|--------------------------------------------------------------------------|---------------------------------------|----------------------------------------|----------------------------------------------------|---------------------------------------------------------|------------------------------------------------------------|---------------------------------------------------------|--------------------------------------------|------------------------------------------|
| Andhra Pradesh      | 787 (100)                                   | 24                           | 24                                      | 111916                   | (2.5)                                         | 142                                   | 14342                                   | (12.8)                         | 97%                                                                      | 25825                                 | 136                                    | 11075                                              | 58 (78)                                                 | 0.9                                                        | 91%                                                     | 85%                                        | 87%                                      |
| Arunachal Pradesh   | 12 (100)                                    | 6                            | 6                                       | 2354                     | (2.4)                                         | 201                                   | 206                                     | (8.8)                          | 97%                                                                      | 424                                   | 145                                    | 163                                                | 56 (74)                                                 | 0.8                                                        | 93%                                                     | 80%                                        | 81%                                      |
| Assam               | 111 (40)                                    | 23                           | 8                                       | 10104                    | (2.7)                                         | 91                                    | 1628                                    | (16.1)                         | 91%                                                                      | 2789                                  | 101                                    | 1015                                               | 37 (49)                                                 | 1.1                                                        | 88%                                                     | 84%                                        | 85%                                      |
| Bihar               | 120 (13)                                    | 37                           | 3                                       | 8297                     | (5.8)                                         | 69                                    | 1259                                    | (15.2)                         | 91%                                                                      | 2545                                  | 85                                     | 950                                                | 32 (42)                                                 | 1.1                                                        | 91%                                                     | 85%                                        | 88%                                      |
| Chandigarh          | 10 (100)                                    | 1                            | 1                                       | 2774                     | (3.5)                                         | 278                                   | 415                                     | (15.0)                         | 96%                                                                      | 451                                   | 181                                    | 155                                                | 62 (65)                                                 | 0.6                                                        | 93%                                                     | 83%                                        | 83%                                      |
| Chhatisgarh         | 143 (65)                                    | 16                           | 9                                       | 14227                    | (2.6)                                         | 99                                    | 1838                                    | (12.9)                         | 92%                                                                      | 3359                                  | 100                                    | 1343                                               | 38 (47)                                                 | 1.0                                                        | 91%                                                     | 80%                                        | 81%                                      |
| Delhi               | 154 (100)                                   | 20                           | 20                                      | 39504                    | (2.8)                                         | 256                                   | 5762                                    | (14.6)                         | 94%                                                                      | 10570                                 | 274                                    | 3032                                               | 79 (83)                                                 | 0.7                                                        | 89%                                                     | 84%                                        | 84%                                      |
| Gujarat             | 512 (95)                                    | 27                           | 25                                      | 78915                    | (2.6)                                         | 154                                   | 12808                                   | (16.2)                         | 90%                                                                      | 17850                                 | 140                                    | 6801                                               | 53 (66)                                                 | 0.6                                                        | 92%                                                     | 84%                                        | 85%                                      |
| Haryana             | 227 (100)                                   | 19                           | 19                                      | 31348                    | (2.8)                                         | 138                                   | 5528                                    | (17.6)                         | 86%                                                                      | 6339                                  | 132                                    | 2759                                               | 53 (56)                                                 | 0.5                                                        | 89%                                                     | 83%                                        | 83%                                      |
| Himachal Pradesh    | 64 (100)                                    | 12                           | 12                                      | 15672                    | (2.2)                                         | 246                                   | 2042                                    | (13.0)                         | 92%                                                                      | 3326                                  | 209                                    | 1246                                               | 78 (82)                                                 | 0.6                                                        | 90%                                                     | 85%                                        | 87%                                      |
| Jharkhand           | 114 (40)                                    | 22                           | 5                                       | 9777                     | (3.3)                                         | 86                                    | 1581                                    | (16.2)                         | 98%                                                                      | 2793                                  | 98                                     | 1144                                               | 40 (54)                                                 | 1.0                                                        | 92%                                                     | 88%                                        | 94%                                      |
| Karnataka           | 518 (94)                                    | 28                           | 25                                      | 78959                    | (2.0)                                         | 152                                   | 9703                                    | (12.3)                         | 94%                                                                      | 14382                                 | 115                                    | 5613                                               | 45 (60)                                                 | 0.8                                                        | 88%                                                     | 81%                                        | 82%                                      |
| Kerala              | 327 (100)                                   | 14                           | 14                                      | 54808                    | (1.9)                                         | 168                                   | 3834                                    | (7.0)                          | 93%                                                                      | 6582                                  | 80                                     | 2872                                               | 35 (47)                                                 | 0.6                                                        | 90%                                                     | 88%                                        | 89%                                      |
| Madhya Pradesh      | 459 (71)                                    | 45                           | 32                                      | 48207                    | (2.7)                                         | 105                                   | 8014                                    | (16.6)                         | 86%                                                                      | 12903                                 | 112                                    | 4853                                               | 42 (53)                                                 | 1.0                                                        | 86%                                                     | 83%                                        | 85%                                      |
| Maharashtra         | 1028 (100)                                  | 48                           | 48                                      | 143640                   | (3.0)                                         | 140                                   | 19043                                   | (13.3)                         | 94%                                                                      | 34942                                 | 136                                    | 13242                                              | 52 (64)                                                 | 0.9                                                        | 91%                                                     | 85%                                        | 86%                                      |
| Manipur             | 26 (100)                                    | 9                            | 9                                       | 3121                     | (3.2)                                         | 121                                   | 327                                     | (10.5)                         | 99%                                                                      | 1127                                  | 174                                    | 306                                                | 47 (63)                                                 | 1.3                                                        | 91%                                                     | 83%                                        | 84%                                      |
| Meghalaya           | 25 (100)                                    | 5                            | 5                                       | 2577                     | (2.3)                                         | 103                                   | 434                                     | (16.8)                         | 100%                                                                     | 731                                   | 117                                    | 278                                                | 45 (59)                                                 | 0.6                                                        | 78%                                                     |                                            |                                          |
| Mizoram             | 10 (100)                                    | 8                            | 8                                       | 1417                     | (2.6)                                         | 147                                   | 187                                     | (13.2)                         | 97%                                                                      | 483                                   | 201                                    | 146                                                | 61 (81)                                                 | 1.0                                                        | 91%                                                     |                                            |                                          |
| Nagaland            | 20 (84)                                     | 8                            | 7                                       | 2466                     | (4.5)                                         | 126                                   | 244                                     | (9.9)                          | 86%                                                                      | 510                                   | 105                                    | 207                                                | 42 (57)                                                 | 0.4                                                        | 84%                                                     | 80%                                        | 82%                                      |
| Orissa              | 375 (98)                                    | 30                           | 30                                      | 37994                    | (1.6)                                         | 101                                   | 5788                                    | (15.2)                         | 89%                                                                      | 9227                                  | 111                                    | 4157                                               | 51 (68)                                                 | 0.6                                                        | 84%                                                     | 83%                                        | 86%                                      |
| Pondicherry         | 10 (100)                                    | 1                            | 1                                       | 1720                     | (1.2)                                         | 167                                   | 127                                     | (7.4)                          | 100%                                                                     | 132                                   |                                        | 61                                                 |                                                         | 0.6                                                        |                                                         |                                            |                                          |
| Punjab              | 157 (61)                                    | 17                           | 9                                       | 19511                    | (1.8)                                         | 125                                   | 2595                                    | (13.3)                         | 92%                                                                      | 4498                                  | 115                                    | 1683                                               | 43 (45)                                                 | 0.8                                                        | 91%                                                     | 83%                                        | 86%                                      |
| Rajasthan           | 609 (100)                                   | 32                           | 32                                      | 85577                    | (2.7)                                         | 141                                   | 15714                                   | (18.4)                         | 91%                                                                      | 23983                                 | 158                                    | 8823                                               | 58 (72)                                                 | 0.9                                                        | 92%                                                     | 86%                                        | 88%                                      |
| Sikkim              | 6 (100)                                     | 4                            | 4                                       | 1650                     | (2.5)                                         | 280                                   | 212                                     | (12.8)                         | 94%                                                                      | 364                                   | 247                                    | 130                                                | 88 (118)                                                | 0.6                                                        | 92%                                                     | 86%                                        | 86%                                      |
| Tamil Nadu          | 641 (100)                                   | 29                           | 29                                      | 158714                   | (2.3)                                         | 248                                   | 13946                                   | (8.8)                          | 97%                                                                      | 24113                                 | 150                                    | 9828                                               | 61 (82)                                                 | 0.8                                                        | 93%                                                     | 88%                                        | 88%                                      |
| Uttar Pradesh       | 1061 (60)                                   | 70                           | 36                                      | 107801                   | (2.7)                                         | 102                                   | 15880                                   | (14.7)                         | 86%                                                                      | 25972                                 | 115                                    | 10182                                              | 44 (46)                                                 | 1.0                                                        | 88%                                                     | 84%                                        | 85%                                      |
| Uttaranchal         | 59 (66)                                     | 13                           | 6                                       | 5762                     | (2.4)                                         | 98                                    | 906                                     | (15.7)                         | 96%                                                                      | 1071                                  | 120                                    | 425                                                | 47 (49)                                                 | 0.7                                                        | 97%                                                     | 87%                                        | 89%                                      |
| West Bengal         | 843 (100)                                   | 19                           | 19                                      | 113274                   | (2.3)                                         | 134                                   | 13759                                   | (12.1)                         | 90%                                                                      | 23298                                 | 111                                    | 9859                                               | 47 (62)                                                 | 0.7                                                        | 91%                                                     | 87%                                        | 88%                                      |
| <b>Grand Total</b>  | <b>8427 (77)</b>                            | <b>563</b>                   | <b>446</b>                              | <b>1192086</b>           | <b>(2.4)</b>                                  | <b>141</b>                            | <b>158122</b>                           | <b>(13.3)</b>                  | <b>92%</b>                                                               | <b>260589</b>                         | <b>129</b>                             | <b>102348</b>                                      | <b>50 (67)</b>                                          | <b>0.8</b>                                                 | <b>90%</b>                                              | <b>85%</b>                                 | <b>86%</b>                               |

NR - Not reported till 20th May 2004; Values for grey areas are not expected

\* Projected population based on census population of 2001 is used for calculation of case-detection rate. 1 lakh = 100,000 population

Estimated New Smear Positive cases / lakh population based on ARTI data for North Zone (Chandigarh, Delhi, Haryana, Himachal Pradesh, Jammu & Kashmir, Punjab, Uttar Pradesh, Uttaranchal) is 95; East Zone (Andaman & Nicobar, Arunachal Pradesh, Assam, Bihar, Jharkhand, Manipur, Meghalaya, Mizoram, Nagaland, Orissa, Sikkim, Tripura, West Bengal) is 75; South Zone (Andhra Pradesh, Karnataka, Kerala, Lakshdweep, Pondicherry, Tamil Nadu) is 75 and West Zone (Chhattisgarh, Dadra & Nagar Haveli, Daman & Diu, Goa, Gujarat, Madhya Pradesh, Maharashtra, Rajasthan) is 80

§ Smear conversion rate not expected for states that began implementing RNTCP during 1st quarter 2004

¶ Cure rate and success rate are not expected for states that began implementing RNTCP after 1st quarter of 2003

**Performance of RNTCP Case Detection (2004, first quarter), Smear Conversion (2003, fourth quarter) and Treatment Outcomes (2003, first quarter)**

| State             | District      | Population (in lakh) covered by RNTCP * | No. of suspects examined | % suspects examined out of total out-patients | Suspects examined per lakh population | No of Smear positive patients diagnosed | % of S+ve cases among suspects | Percentage smear positive patients living in the district placed on DOTS | Total patients initiated on treatment | Annualized total case detection rate † | New smear positive patients initiated on treatment | Annualized new smear positive case detection rate (%) † | Ratio of new smear negative to new smear positive patients | 3 month conversion rate of new smear positive patients § | Cure rate of new smear positive patients ¶ | Success rate of new smear positive patients ¶ |
|-------------------|---------------|-----------------------------------------|--------------------------|-----------------------------------------------|---------------------------------------|-----------------------------------------|--------------------------------|--------------------------------------------------------------------------|---------------------------------------|----------------------------------------|----------------------------------------------------|---------------------------------------------------------|------------------------------------------------------------|----------------------------------------------------------|--------------------------------------------|-----------------------------------------------|
| Andhra Pradesh    | Adilabad      | 26                                      | 2220                     | (2.6)                                         | 86                                    | 318                                     | (14.3)                         | 81%                                                                      | 626                                   | 97                                     | 333                                                | 52 (69)                                                 | 0.6                                                        | 80%                                                      | 57%                                        | 78%                                           |
| Andhra Pradesh    | Anantapur     | 38                                      | 6742                     | (2.5)                                         | 178                                   | 935                                     | (13.9)                         | 89%                                                                      | 1300                                  | 137                                    | 555                                                | 59 (78)                                                 | 0.8                                                        | 92%                                                      | 86%                                        | 86%                                           |
| Andhra Pradesh    | Bhadrachalam  | 8                                       | 2428                     | (3.5)                                         | 300                                   | 413                                     | (17.0)                         | 100%                                                                     | 446                                   | 220                                    | 265                                                | 131 (174)                                               | 0.3                                                        | 91%                                                      |                                            |                                               |
| Andhra Pradesh    | Chittoor      | 39                                      | 6564                     | (2.5)                                         | 169                                   | 704                                     | (10.7)                         | 92%                                                                      | 1107                                  | 114                                    | 487                                                | 50 (67)                                                 | 0.8                                                        | 87%                                                      | 82%                                        | 82%                                           |
| Andhra Pradesh    | Cuddapah      | 27                                      | 3382                     | (1.7)                                         | 126                                   | 518                                     | (15.3)                         | 97%                                                                      | 1165                                  | 174                                    | 452                                                | 68 (90)                                                 | 1.1                                                        | 88%                                                      | 80%                                        | 86%                                           |
| Andhra Pradesh    | East Godavari | 51                                      | 6588                     | (1.8)                                         | 130                                   | 696                                     | (10.6)                         | 100%                                                                     | 1610                                  | 127                                    | 588                                                | 46 (62)                                                 | 1.2                                                        | 91%                                                      |                                            |                                               |
| Andhra Pradesh    | Guntur        | 46                                      | 10112                    | (4.5)                                         | 221                                   | 1025                                    | (10.1)                         | 97%                                                                      | 1714                                  | 150                                    | 738                                                | 64 (86)                                                 | 1.0                                                        | 92%                                                      | 86%                                        | 87%                                           |
| Andhra Pradesh    | Hyderabad     | 38                                      | 5966                     | (2.7)                                         | 156                                   | 1180                                    | (19.8)                         | 98%                                                                      | 1450                                  | 151                                    | 557                                                | 58 (78)                                                 | 0.9                                                        | 95%                                                      | 89%                                        | 89%                                           |
| Andhra Pradesh    | Karimnagar    | 36                                      | 1312                     | (5.1)                                         | 36                                    | 351                                     | (26.8)                         | 100%                                                                     | 317                                   |                                        | 141                                                |                                                         | 0.6                                                        |                                                          |                                            |                                               |
| Andhra Pradesh    | Khammam       | 19                                      | 3056                     | (3.0)                                         | 165                                   | 411                                     | (13.4)                         | 100%                                                                     | 832                                   | 179                                    | 386                                                | 83 (111)                                                | 0.8                                                        | 94%                                                      |                                            |                                               |
| Andhra Pradesh    | Krishna       | 44                                      | 6026                     | (2.3)                                         | 137                                   | 745                                     | (12.4)                         | 98%                                                                      | 1316                                  | 120                                    | 537                                                | 49 (65)                                                 | 1.1                                                        | 88%                                                      | 88%                                        | 88%                                           |
| Andhra Pradesh    | Kurnool       | 37                                      | 3739                     | (1.6)                                         | 102                                   | 570                                     | (15.2)                         | 98%                                                                      | 1188                                  | 130                                    | 559                                                | 61 (82)                                                 | 0.8                                                        | 91%                                                      |                                            |                                               |
| Andhra Pradesh    | Mahbubnagar   | 36                                      | 3923                     | (2.6)                                         | 108                                   | 490                                     | (12.5)                         | 99%                                                                      | 1083                                  | 119                                    | 485                                                | 53 (71)                                                 | 0.9                                                        | 91%                                                      | 83%                                        | 84%                                           |
| Andhra Pradesh    | Medak         | 28                                      | 2873                     | (1.4)                                         | 104                                   | 301                                     | (10.5)                         | 99%                                                                      | 712                                   | 103                                    | 298                                                | 43 (57)                                                 | 0.9                                                        | 95%                                                      | 90%                                        | 92%                                           |
| Andhra Pradesh    | Nalgonda      | 34                                      | 7088                     | (2.0)                                         | 211                                   | 927                                     | (13.1)                         | 100%                                                                     | 1316                                  | 156                                    | 692                                                | 82 (110)                                                | 0.7                                                        | 91%                                                      |                                            |                                               |
| Andhra Pradesh    | Nellore       | 28                                      | 4691                     | (2.0)                                         | 170                                   | 523                                     | (11.1)                         | 95%                                                                      | 919                                   | 133                                    | 335                                                | 48 (65)                                                 | 0.8                                                        | 89%                                                      | 73%                                        | 78%                                           |
| Andhra Pradesh    | Nizamabad     | 24                                      | 4476                     | (2.0)                                         | 184                                   | 421                                     | (9.4)                          | 100%                                                                     | 698                                   | 115                                    | 349                                                | 57 (76)                                                 | 0.9                                                        | 93%                                                      | 75%                                        | 75%                                           |
| Andhra Pradesh    | Prakasam      | 32                                      | 3633                     | (2.5)                                         | 114                                   | 545                                     | (15.0)                         | 96%                                                                      | 1063                                  | 134                                    | 451                                                | 57 (76)                                                 | 1.0                                                        | 91%                                                      | 79%                                        | 84%                                           |
| Andhra Pradesh    | Rangareddi    | 36                                      | 4395                     | (5.5)                                         | 121                                   | 448                                     | (10.2)                         | 100%                                                                     | 1075                                  | 118                                    | 415                                                | 46 (61)                                                 | 1.0                                                        | 94%                                                      | 89%                                        | 90%                                           |
| Andhra Pradesh    | Srikakulam    | 26                                      | 3578                     | (3.2)                                         | 136                                   | 442                                     | (12.4)                         | 100%                                                                     | 1084                                  | 165                                    | 432                                                | 66 (88)                                                 | 1.3                                                        | 95%                                                      | 90%                                        | 90%                                           |
| Andhra Pradesh    | Visakhapatnam | 39                                      | 6483                     | (3.0)                                         | 165                                   | 636                                     | (9.8)                          | 100%                                                                     | 1370                                  | 139                                    | 634                                                | 64 (86)                                                 | 0.9                                                        | 94%                                                      |                                            |                                               |
| Andhra Pradesh    | Vizianagaram  | 23                                      | 4154                     | (2.7)                                         | 178                                   | 379                                     | (9.1)                          | 100%                                                                     | 947                                   | 162                                    | 379                                                | 65 (87)                                                 | 1.0                                                        | 93%                                                      | 91%                                        | 91%                                           |
| Andhra Pradesh    | Warangal      | 34                                      | 3287                     | (3.2)                                         | 98                                    | 652                                     | (19.8)                         | 100%                                                                     | 1125                                  | 134                                    | 458                                                | 55 (73)                                                 | 1.1                                                        | 89%                                                      | 86%                                        | 88%                                           |
| Andhra Pradesh    | West Godavari | 39                                      | 5200                     | (2.7)                                         | 132                                   | 712                                     | (13.7)                         | 97%                                                                      | 1362                                  | 138                                    | 549                                                | 56 (74)                                                 | 1.1                                                        | 94%                                                      | 82%                                        | 82%                                           |
| Arunachal Pradesh | Along DTC     | 1.1                                     | 179                      | (2.5)                                         | 161                                   | 18                                      | (10.1)                         | 69%                                                                      | 40                                    | 144                                    | 11                                                 | 40 (53)                                                 | 0.9                                                        | 90%                                                      | 100%                                       | 100%                                          |
| Arunachal Pradesh | Bomdila DTC   | 1.8                                     | 378                      | (3.6)                                         | 212                                   | 40                                      | (10.6)                         | 100%                                                                     | 70                                    | 157                                    | 30                                                 | 67 (90)                                                 | 0.9                                                        | 93%                                                      | 93%                                        | 95%                                           |
| Arunachal Pradesh | Deomali DTC   | 2.4                                     | 278                      | (1.3)                                         | 115                                   | 29                                      | (10.4)                         | 100%                                                                     | 25                                    | 41                                     | 9                                                  | 15 (20)                                                 | 0.6                                                        | 80%                                                      | 64%                                        | 64%                                           |
| Arunachal Pradesh | Pasighat DTC  | 1.3                                     | 428                      | (2.1)                                         | 331                                   | 44                                      | (10.3)                         | 100%                                                                     | 87                                    | 269                                    | 39                                                 | 121 (161)                                               | 0.8                                                        | 98%                                                      | 88%                                        | 88%                                           |
| Arunachal Pradesh | Tezu DTC      | 2.2                                     | 434                      | (2.4)                                         | 201                                   | 46                                      | (10.6)                         | 100%                                                                     | 89                                    | 165                                    | 46                                                 | 85 (114)                                                | 0.4                                                        | 94%                                                      | 81%                                        | 81%                                           |
| Arunachal Pradesh | Ziro DTC      | 2.9                                     | 657                      | (3.1)                                         | 223                                   | 29                                      | (4.4)                          | 97%                                                                      | 113                                   | 154                                    | 28                                                 | 38 (51)                                                 | 1.3                                                        | 82%                                                      | 59%                                        | 61%                                           |
| Assam             | Barpeta       | 17                                      | 1490                     | (2.4)                                         | 86                                    | 183                                     | (12.3)                         | 100%                                                                     | 428                                   | 99                                     | 146                                                | 34 (45)                                                 | 1.5                                                        | 93%                                                      |                                            |                                               |
| Assam             | Cachar        | 15                                      | 1009                     | (2.2)                                         | 66                                    | 175                                     | (17.3)                         | 90%                                                                      | 303                                   | 80                                     | 111                                                | 29 (39)                                                 | 1.0                                                        | 81%                                                      |                                            |                                               |
| Assam             | Dibrugarh     | 12                                      | 1524                     | (3.6)                                         | 123                                   | 285                                     | (18.7)                         | 82%                                                                      | 394                                   | 128                                    | 165                                                | 53 (71)                                                 | 0.5                                                        | 94%                                                      | 84%                                        | 85%                                           |
| Assam             | Jorhat        | 11                                      | 948                      | (2.6)                                         | 89                                    | 153                                     | (16.1)                         | 96%                                                                      | 275                                   | 103                                    | 113                                                | 43 (57)                                                 | 0.9                                                        | 85%                                                      |                                            |                                               |

### Quarterly report methodology

| Column Heading in RNTCP Performance Report                                                             | Formula                                                                                                                                                                                                     | Conditions for formatting                                                                         |
|--------------------------------------------------------------------------------------------------------|-------------------------------------------------------------------------------------------------------------------------------------------------------------------------------------------------------------|---------------------------------------------------------------------------------------------------|
| Outpatients examined No.(%)                                                                            | No. = No. of new adult OPD patients whose sputum was examined<br>% = No. of new adult OPD patients whose sputum was examined / No. of new adult OPD patients visited the health facility (facilities) x 100 | Shade black when less than 1.99% or greater than 7%                                               |
| Smear positive (S+ve) patients diagnosed No.(%)                                                        | No. = No. of S+ve patients diagnosed<br>% = No. of S+ve patients diagnosed / no. of TB suspects examined x 100                                                                                              | —                                                                                                 |
| Percentage of S+ve patients living in the district placed on DOTS                                      | % = No. of S+ve patients put on DOTS / No. of S+ve patients living in the district X 100                                                                                                                    | Shade black when less than 89.5%                                                                  |
| Annualized total case detection rate per lakh population                                               | Rate = (Total cases registered in the respective quarter x 4) / P rojected population of the year in lakhs                                                                                                  | Exclude all districts which started implementation in that quarter.<br>Grey shade wherever blank  |
| Annualized new S+ve case detection rate per lakh population and new S+ve case detection percentage (%) | Rate = (New S+ve cases registered in the respective quarter x 4) / Projected population of the year in lakhs<br>% = Actual rate / estimated rate <sup>(*)</sup> x 100                                       | Exclude all districts which s tarted implementation in that quarter.<br>Grey shade wherever blank |
| Ratio of new S-ve to new S+ve patients                                                                 | No. of new S-ve cases registered in the respective quarter / No. of new S+ve cases registered in the respective quarter                                                                                     | Shade black when greater than 1.25 or less than 0.35                                              |
| 3 month conversion rate of new S+ve patients (%)                                                       | No. of new S+ve cases smear negative at 2 months + negative at 3 months / Total new S+ve cases registered in the respective quarterly patient cohort x 100                                                  | Less than 84.5% with black shade<br>Grey shade wherever blank                                     |
| Cure rate of new S+ve patients (%)                                                                     | No. of of new S+ve patients cured / Total new S+ve cases registered in the respective quarterly patient cohort x 100                                                                                        | Less than 79.5% with black shade<br>Grey shade wherever blank                                     |
| Treatment success rate of new S+ve patients                                                            | No. of of new S+ve patients (cured + treatment completed) / Total new S+ve cases registered in the respective quarterly patient cohort x 100                                                                | Less than 79.5% with black shade<br>Grey shade wherever blank                                     |

\* Estimated rate: For every 1% of Annual Risk of TB Infection (ARTI), there are expected to be 50 new S+ve cases per 1,00,000 population per year. Hence with a national ARTI of 1.5%, in India 75 new S+ve cases are expected nationally per 1,00,000 population per year. Estimated New Smear Positive cases / lakh population based on ARTI data for North Zone (Chandigarh, Delhi, Haryana, Himachal Pradesh, Jammu & Kashmir, Punjab, Uttar Pradesh, Uttaranchal) is 95; East Zone (Andaman & Nicobar, Arunachal Pradesh, Assam, Bihar, Jharkhand, Manipur, Meghalaya, Mizoram, Nagaland, Orissa, Sikkim, Tripura, West Bengal) is 75; South Zone (Andhra Pradesh, Karnataka, Kerala, Lakshdweep, Pondicherry, Tamil Nadu) is 75 and West Zone (Chhattisgarh, Dadra & Nagar Haveli, Daman & Diu, Goa, Gujarat, Madhya Pradesh, Maharashtra, Rajasthan) is 80

**Performance of RNTCP Case Detection (2004, first quarter), Smear Conversion (2003, fourth quarter) and Treatment Outcomes (2003, first quarter)**

| State       | District           | Population (in lakh) covered by RNTCP * | No. of suspects examined | % suspects examined out of total out-patients | Suspects examined per lakh population | No of Smear positive patients diagnosed | % of S+ve cases among suspects | Percentage smear positive patients living in the district placed on DOTS | Total patients initiated on treatment | Annualized total case detection rate † | New smear positive patients initiated on treatment | Annualized new smear positive case detection rate (%) † | Ratio of new smear negative to new smear positive patients | 3 month conversion rate of new smear positive patients § | Cure rate of new smear positive patients ¶ | Success rate of new smear positive patients ¶ |
|-------------|--------------------|-----------------------------------------|--------------------------|-----------------------------------------------|---------------------------------------|-----------------------------------------|--------------------------------|--------------------------------------------------------------------------|---------------------------------------|----------------------------------------|----------------------------------------------------|---------------------------------------------------------|------------------------------------------------------------|----------------------------------------------------------|--------------------------------------------|-----------------------------------------------|
| Assam       | Kamrup             | 26                                      | 2772                     | (3.5)                                         | 105                                   | 406                                     | (14.6)                         | 91%                                                                      | 625                                   | 94                                     | 207                                                | 31 (42)                                                 | 1.4                                                        | 79%                                                      |                                            |                                               |
| Assam       | Lakhimpur          | 9                                       | 731                      | (2.4)                                         | 78                                    | 154                                     | (21.1)                         | 98%                                                                      | 191                                   | 82                                     | 76                                                 | 32 (43)                                                 | 1.0                                                        | 87%                                                      |                                            |                                               |
| Assam       | North Cachar Hills | 2                                       | 345                      | (2.0)                                         | 176                                   | 38                                      | (11.0)                         | 100%                                                                     | 58                                    | 118                                    | 25                                                 | 51 (68)                                                 | 0.8                                                        | 89%                                                      |                                            |                                               |
| Assam       | Sonitpur           | 18                                      | 1285                     | (2.3)                                         | 73                                    | 234                                     | (18.2)                         | 86%                                                                      | 515                                   | 117                                    | 172                                                | 39 (52)                                                 | 1.6                                                        | 89%                                                      |                                            |                                               |
| Bihar       | Muzaffarpur        | 40                                      | 1960                     | (4.7)                                         | 49                                    | 333                                     | (17.0)                         | 96%                                                                      | 846                                   | 84                                     | 263                                                | 26 (35)                                                 | 1.6                                                        | 93%                                                      | 87%                                        | 91%                                           |
| Bihar       | Patna              | 51                                      | 4252                     | (6.0)                                         | 84                                    | 660                                     | (15.5)                         | 88%                                                                      | 1098                                  | 87                                     | 497                                                | 39 (52)                                                 | 0.8                                                        | 89%                                                      | 83%                                        | 85%                                           |
| Bihar       | Vaishali           | 29                                      | 2085                     | (6.9)                                         | 71                                    | 266                                     | (12.8)                         | 91%                                                                      | 601                                   | 82                                     | 190                                                | 26 (35)                                                 | 1.4                                                        | 93%                                                      | 88%                                        | 90%                                           |
| Chandigarh  | Chandigarh         | 10                                      | 2774                     | (3.5)                                         | 278                                   | 415                                     | (15.0)                         | 96%                                                                      | 451                                   | 181                                    | 155                                                | 62 (65)                                                 | 0.6                                                        | 93%                                                      | 83%                                        | 83%                                           |
| Chhatisgarh | Bilaspur-CG        | 21                                      | 2873                     | (2.8)                                         | 137                                   | 317                                     | (11.0)                         | 89%                                                                      | 631                                   | 120                                    | 234                                                | 45 (56)                                                 | 1.2                                                        | 93%                                                      | 85%                                        | 85%                                           |
| Chhatisgarh | Dhamtari           | 7                                       | 695                      | (2.5)                                         | 94                                    | 131                                     | (18.8)                         | 89%                                                                      | 134                                   |                                        | 79                                                 |                                                         | 0.2                                                        |                                                          |                                            |                                               |
| Chhatisgarh | Durg               | 29                                      | 2414                     | (2.3)                                         | 82                                    | 345                                     | (14.3)                         | 86%                                                                      | 697                                   | 95                                     | 246                                                | 33 (42)                                                 | 1.3                                                        | 92%                                                      | 81%                                        | 84%                                           |
| Chhatisgarh | Janjgir            | 14                                      | 1044                     | (3.2)                                         | 75                                    | 115                                     | (11.0)                         | 92%                                                                      | 272                                   |                                        | 88                                                 |                                                         | 1.7                                                        |                                                          |                                            |                                               |
| Chhatisgarh | Kanker             | 7                                       | 1600                     | (2.2)                                         | 234                                   | 114                                     | (7.1)                          | 100%                                                                     | 142                                   |                                        | 89                                                 |                                                         | 0.3                                                        |                                                          |                                            |                                               |
| Chhatisgarh | Kawardha           | 6                                       | 351                      | (4.2)                                         | 57                                    | 74                                      | (21.1)                         | 81%                                                                      | 96                                    |                                        | 39                                                 |                                                         | 0.8                                                        |                                                          |                                            |                                               |
| Chhatisgarh | Raigarh-CG         | 13                                      | 1068                     | (2.4)                                         | 80                                    | 186                                     | (17.4)                         | 100%                                                                     | 327                                   |                                        | 150                                                |                                                         | 0.8                                                        |                                                          |                                            |                                               |
| Chhatisgarh | Raipur             | 32                                      | 2922                     | (2.6)                                         | 92                                    | 370                                     | (12.7)                         | 93%                                                                      | 649                                   | 82                                     | 280                                                | 35 (44)                                                 | 1.0                                                        | 90%                                                      | 80%                                        | 80%                                           |
| Chhatisgarh | Rajnandgaon        | 13                                      | 1260                     | (3.4)                                         | 94                                    | 186                                     | (14.8)                         | 99%                                                                      | 411                                   | 122                                    | 138                                                | 41 (51)                                                 | 1.3                                                        | 84%                                                      | 73%                                        | 73%                                           |
| Delhi       | BJRM Chest Clinic  | 3                                       | 1236                     | (3.1)                                         | 368                                   | 159                                     | (12.9)                         | 89%                                                                      | 244                                   | 291                                    | 76                                                 | 91 (95)                                                 | 0.9                                                        | 95%                                                      | 86%                                        | 86%                                           |
| Delhi       | DDU Chest Clinic   | 8                                       | 6078                     | (2.0)                                         | 776                                   | 405                                     | (6.7)                          | 100%                                                                     | 1010                                  | 516                                    | 271                                                | 138 (146)                                               | 0.9                                                        | 89%                                                      | 84%                                        | 84%                                           |
| Delhi       | GTB Chest Clinic   | 9                                       | 2512                     | (2.6)                                         | 280                                   | 415                                     | (16.5)                         | 89%                                                                      | 540                                   | 241                                    | 133                                                | 59 (63)                                                 | 0.6                                                        | 86%                                                      | 81%                                        | 81%                                           |
| Delhi       | Gulabi Bagh        | 10                                      | 1970                     | (3.4)                                         | 196                                   | 277                                     | (14.1)                         | 90%                                                                      | 406                                   | 161                                    | 122                                                | 48 (51)                                                 | 0.5                                                        | 87%                                                      | 92%                                        | 92%                                           |
| Delhi       | Jhandewalan        | 6                                       | 1091                     | (4.1)                                         | 195                                   | 199                                     | (18.2)                         | 91%                                                                      | 356                                   | 254                                    | 94                                                 | 67 (71)                                                 | 0.6                                                        | 96%                                                      | 84%                                        | 84%                                           |
| Delhi       | Karawal Nagar      | 10                                      | 1809                     | (1.7)                                         | 180                                   | 465                                     | (25.7)                         | 90%                                                                      | 1125                                  | 447                                    | 314                                                | 125 (131)                                               | 0.6                                                        | 82%                                                      | 75%                                        | 75%                                           |
| Delhi       | Kingsway           | 4                                       | 1542                     | (2.3)                                         | 344                                   | 246                                     | (16.0)                         | 96%                                                                      | 323                                   | 289                                    | 89                                                 | 79 (84)                                                 | 0.9                                                        | 93%                                                      | 86%                                        | 86%                                           |
| Delhi       | LN Chest Clinic    | 3                                       | 901                      | (2.2)                                         | 268                                   | 126                                     | (14.0)                         | 98%                                                                      | 121                                   | 144                                    | 33                                                 | 39 (41)                                                 | 0.4                                                        | 94%                                                      | 96%                                        | 96%                                           |
| Delhi       | LRS                | 18                                      | 5568                     | (7.6)                                         | 311                                   | 586                                     | (10.5)                         | 98%                                                                      | 995                                   | 222                                    | 280                                                | 63 (66)                                                 | 0.7                                                        | 89%                                                      | 85%                                        | 85%                                           |
| Delhi       | Moti Nagar         | 6                                       | 1006                     | (2.0)                                         | 180                                   | 117                                     | (11.6)                         | 92%                                                                      | 286                                   | 204                                    | 65                                                 | 46 (49)                                                 | 1.0                                                        | 91%                                                      | 74%                                        | 74%                                           |
| Delhi       | Narela             | 6                                       | 1165                     | (1.7)                                         | 208                                   | 178                                     | (15.3)                         | 97%                                                                      | 266                                   | 190                                    | 77                                                 | 55 (58)                                                 | 0.9                                                        | 94%                                                      | 82%                                        | 82%                                           |
| Delhi       | NDMC               | 4                                       | 1275                     | (5.1)                                         | 285                                   | 222                                     | (17.4)                         | 91%                                                                      | 195                                   | 174                                    | 73                                                 | 65 (69)                                                 | 0.4                                                        | 93%                                                      | 82%                                        | 82%                                           |
| Delhi       | NDTC               | 2                                       | 595                      | (5.7)                                         | 266                                   | 103                                     | (17.3)                         | 88%                                                                      | 210                                   | 375                                    | 56                                                 | 100 (105)                                               | 0.6                                                        | 91%                                                      | 89%                                        | 89%                                           |
| Delhi       | Nehru Nagar        | 20                                      | 2728                     | (2.8)                                         | 135                                   | 466                                     | (17.1)                         | 95%                                                                      | 892                                   | 177                                    | 310                                                | 62 (65)                                                 | 0.5                                                        | 86%                                                      | 81%                                        | 81%                                           |
| Delhi       | Patparganj         | 8                                       | 1716                     | (1.5)                                         | 219                                   | 317                                     | (18.5)                         | 87%                                                                      | 605                                   | 309                                    | 181                                                | 92 (97)                                                 | 0.6                                                        | 86%                                                      | 77%                                        | 78%                                           |
| Delhi       | RK Mission         | 9                                       | 1419                     | (2.3)                                         | 158                                   | 288                                     | (20.3)                         | 98%                                                                      | 448                                   | 200                                    | 150                                                | 67 (71)                                                 | 0.7                                                        | 91%                                                      | 86%                                        | 86%                                           |
| Delhi       | RTRM Chest Clinic  | 4                                       | 932                      | (1.2)                                         | 208                                   | 134                                     | (14.4)                         | 93%                                                                      | 301                                   | 269                                    | 92                                                 | 82 (87)                                                 | 0.5                                                        | 88%                                                      | 90%                                        | 90%                                           |

**Performance of RNTCP Case Detection (2004, first quarter), Smear Conversion (2003, fourth quarter) and Treatment Outcomes (2003, first quarter)**

| State   | District             | Population (in lakh) covered by RNTCP * | No. of suspects examined | % suspects examined out of total out-patients | Suspects examined per lakh population | No of Smear positive patients diagnosed | % of S+ve cases among suspects | Percentage smear positive patients living in the district placed on DOTS | Total patients initiated on treatment | Annualized total case detection rate † | New smear positive patients initiated on treatment | Annualized new smear positive case detection rate (%) † | Ratio of new smear negative to new smear positive patients | 3 month conversion rate of new smear positive patients § | Cure rate of new smear positive patients ¶ | Success rate of new smear positive patients ¶ |
|---------|----------------------|-----------------------------------------|--------------------------|-----------------------------------------------|---------------------------------------|-----------------------------------------|--------------------------------|--------------------------------------------------------------------------|---------------------------------------|----------------------------------------|----------------------------------------------------|---------------------------------------------------------|------------------------------------------------------------|----------------------------------------------------------|--------------------------------------------|-----------------------------------------------|
| Delhi   | SGM Chest Clinic     | 9                                       | 3108                     | (6.0)                                         | 347                                   | 552                                     | (17.8)                         | 100%                                                                     | 1223                                  | 546                                    | 335                                                | 150 (157)                                               | 0.9                                                        | 92%                                                      | 87%                                        | 87%                                           |
| Delhi   | Shahadra             | 9                                       | 1905                     | (5.4)                                         | 213                                   | 286                                     | (15.0)                         | 96%                                                                      | 695                                   | 310                                    | 168                                                | 75 (79)                                                 | 1.0                                                        | 89%                                                      | 84%                                        | 86%                                           |
| Delhi   | SPM Marg             | 6                                       | 948                      | (3.3)                                         | 169                                   | 221                                     | (23.3)                         | 86%                                                                      | 329                                   | 235                                    | 113                                                | 81 (85)                                                 | 0.6                                                        | 92%                                                      | 86%                                        | 86%                                           |
| Gujarat | Ahmadabad            | 24                                      | 2795                     | (3.0)                                         | 115                                   | 501                                     | (17.9)                         | 102%                                                                     | 747                                   | 123                                    | 264                                                | 43 (54)                                                 | 0.9                                                        | 92%                                                      | 86%                                        | 86%                                           |
| Gujarat | AMC                  | 37                                      | 8060                     | (3.6)                                         | 216                                   | 1437                                    | (17.8)                         | 88%                                                                      | 2021                                  | 216                                    | 582                                                | 62 (78)                                                 | 0.5                                                        | 87%                                                      | 85%                                        | 85%                                           |
| Gujarat | Amreli               | 15                                      | 2366                     | (2.2)                                         | 160                                   | 245                                     | (10.4)                         | 87%                                                                      | 308                                   | 83                                     | 145                                                | 39 (49)                                                 | 0.5                                                        | 96%                                                      | 88%                                        | 90%                                           |
| Gujarat | Anand                | 20                                      | 2856                     | (2.6)                                         | 145                                   | 539                                     | (18.9)                         | 94%                                                                      | 725                                   | 147                                    | 310                                                | 63 (79)                                                 | 0.5                                                        | 92%                                                      | 85%                                        | 85%                                           |
| Gujarat | Banas Kantha         | 27                                      | 3403                     | (2.4)                                         | 128                                   | 570                                     | (16.7)                         | 90%                                                                      | 1044                                  | 157                                    | 355                                                | 53 (67)                                                 | 1.0                                                        | 93%                                                      | 85%                                        | 85%                                           |
| Gujarat | Bharuch              | 20                                      | 2511                     | (1.7)                                         | 125                                   | 477                                     | (19.0)                         | 87%                                                                      | 647                                   | 129                                    | 279                                                | 56 (70)                                                 | 0.6                                                        | 94%                                                      | 76%                                        | 76%                                           |
| Gujarat | Bhavnagar            | 26                                      | 3616                     | (2.4)                                         | 138                                   | 730                                     | (20.2)                         | 82%                                                                      | 765                                   | 117                                    | 227                                                | 35 (43)                                                 | 0.8                                                        | 92%                                                      | 87%                                        | 87%                                           |
| Gujarat | Dahod                | 17                                      | 3390                     | (2.6)                                         | 195                                   | 564                                     | (16.6)                         | 86%                                                                      | 791                                   | 182                                    | 328                                                | 75 (94)                                                 | 0.4                                                        | 92%                                                      | 86%                                        | 87%                                           |
| Gujarat | Gandhinagar          | 14                                      | 2704                     | (2.8)                                         | 191                                   | 470                                     | (17.4)                         | 88%                                                                      | 512                                   | 144                                    | 227                                                | 64 (80)                                                 | 0.4                                                        | 93%                                                      | 88%                                        | 88%                                           |
| Gujarat | Jamnagar             | 20                                      | 2950                     | (3.3)                                         | 145                                   | 319                                     | (10.8)                         | 98%                                                                      | 558                                   | 110                                    | 206                                                | 41 (51)                                                 | 0.6                                                        | 96%                                                      | 86%                                        | 87%                                           |
| Gujarat | Junagadh             | 32                                      | 4208                     | (1.5)                                         | 133                                   | 490                                     | (11.6)                         | 96%                                                                      | 877                                   | 111                                    | 314                                                | 40 (49)                                                 | 0.7                                                        | 91%                                                      | 87%                                        | 87%                                           |
| Gujarat | Kheda                | 22                                      | 2567                     | (2.8)                                         | 119                                   | 554                                     | (21.6)                         | 86%                                                                      | 782                                   | 145                                    | 310                                                | 58 (72)                                                 | 0.5                                                        | 92%                                                      | 86%                                        | 87%                                           |
| Gujarat | Mahesana             | 20                                      | 3016                     | (2.5)                                         | 154                                   | 448                                     | (14.9)                         | 95%                                                                      | 715                                   | 146                                    | 317                                                | 65 (81)                                                 | 0.6                                                        | 96%                                                      | 88%                                        | 88%                                           |
| Gujarat | Panch Mahals         | 22                                      | 3033                     | (1.8)                                         | 141                                   | 808                                     | (26.6)                         | 86%                                                                      | 1103                                  | 205                                    | 436                                                | 81 (101)                                                | 0.7                                                        | 91%                                                      | 82%                                        | 82%                                           |
| Gujarat | Patan                | 13                                      | 2703                     | (2.8)                                         | 215                                   | 393                                     | (14.5)                         | 90%                                                                      | 407                                   | 130                                    | 170                                                | 54 (68)                                                 | 0.6                                                        | 90%                                                      | 83%                                        | 83%                                           |
| Gujarat | Rajkot               | 34                                      | 6267                     | (2.8)                                         | 187                                   | 645                                     | (10.3)                         | 97%                                                                      | 898                                   | 107                                    | 380                                                | 45 (57)                                                 | 0.5                                                        | 95%                                                      | 87%                                        | 88%                                           |
| Gujarat | Sabar Kantha         | 22                                      | 3320                     | (2.6)                                         | 150                                   | 595                                     | (17.9)                         | 87%                                                                      | 836                                   | 151                                    | 351                                                | 63 (79)                                                 | 0.6                                                        | 91%                                                      | 84%                                        | 85%                                           |
| Gujarat | Surat                | 16                                      | 2256                     | (3.2)                                         | 140                                   | 389                                     | (17.2)                         | 86%                                                                      | 476                                   | 118                                    | 183                                                | 45 (57)                                                 | 0.7                                                        | 91%                                                      | 77%                                        | 79%                                           |
| Gujarat | Surat Municipal Corp | 26                                      | 4035                     | (4.4)                                         | 156                                   | 499                                     | (12.4)                         | 95%                                                                      | 969                                   | 150                                    | 309                                                | 48 (60)                                                 | 0.6                                                        | 88%                                                      | 93%                                        | 93%                                           |
| Gujarat | Surendranagar        | 16                                      | 3069                     | (3.5)                                         | 191                                   | 479                                     | (15.6)                         | 90%                                                                      | 493                                   | 122                                    | 195                                                | 48 (61)                                                 | 0.6                                                        | 90%                                                      | 85%                                        | 85%                                           |
| Gujarat | The Dangs            | 2                                       | 377                      | (2.4)                                         | 190                                   | 36                                      | (9.5)                          | 100%                                                                     | 53                                    | 107                                    | 24                                                 | 48 (60)                                                 | 0.6                                                        | 96%                                                      | 83%                                        | 83%                                           |
| Gujarat | Vadodara             | 15                                      | 1701                     | (3.0)                                         | 112                                   | 302                                     | (17.8)                         | 81%                                                                      | 410                                   | 108                                    | 175                                                | 46 (58)                                                 | 0.7                                                        | 90%                                                      | 76%                                        | 77%                                           |
| Gujarat | Vadodara Corp        | 14                                      | 2621                     | (2.7)                                         | 189                                   | 517                                     | (19.7)                         | 93%                                                                      | 524                                   | 151                                    | 209                                                | 60 (75)                                                 | 0.7                                                        | 94%                                                      | 89%                                        | 89%                                           |
| Gujarat | Valsad               | 28                                      | 3404                     | (2.2)                                         | 121                                   | 525                                     | (15.4)                         | 87%                                                                      | 723                                   | 103                                    | 324                                                | 46 (58)                                                 | 0.5                                                        | 92%                                                      | 81%                                        | 81%                                           |
| Gujarat | Vyara(Surat)         | 11                                      | 1687                     | (2.3)                                         | 151                                   | 276                                     | (16.4)                         | 83%                                                                      | 466                                   | 167                                    | 181                                                | 65 (81)                                                 | 1.0                                                        | 92%                                                      | 82%                                        | 83%                                           |
| Haryana | Ambala               | 11                                      | 2440                     | (4.9)                                         | 224                                   | 233                                     | (9.5)                          | 70%                                                                      | 275                                   | 101                                    | 115                                                | 42 (44)                                                 | 0.6                                                        | 71%                                                      |                                            |                                               |
| Haryana | Bhiwani              | 15                                      | 1708                     | (5.0)                                         | 111                                   | 268                                     | (15.7)                         | 87%                                                                      | 233                                   |                                        | 90                                                 |                                                         | 1.0                                                        |                                                          |                                            |                                               |
| Haryana | Faridabad            | 24                                      | 2596                     | (2.3)                                         | 110                                   | 458                                     | (17.6)                         | 94%                                                                      | 855                                   | 145                                    | 330                                                | 56 (59)                                                 | 0.8                                                        | 90%                                                      | 82%                                        | 83%                                           |
| Haryana | Fatehabad            | 9                                       | 1025                     | (1.8)                                         | 118                                   | 321                                     | (31.3)                         | 87%                                                                      | 340                                   |                                        | 187                                                |                                                         | 0.3                                                        |                                                          |                                            |                                               |
| Haryana | Gurgaon              | 18                                      | 3164                     | (2.6)                                         | 177                                   | 417                                     | (13.2)                         | 88%                                                                      | 564                                   | 126                                    | 202                                                | 45 (48)                                                 | 0.7                                                        | 90%                                                      | 82%                                        | 82%                                           |
| Haryana | Hisar                | 17                                      | 2422                     | (2.3)                                         | 146                                   | 589                                     | (24.3)                         | 89%                                                                      | 418                                   |                                        | 206                                                |                                                         | 0.3                                                        |                                                          |                                            |                                               |

**Performance of RNTCP Case Detection (2004, first quarter), Smear Conversion (2003, fourth quarter) and Treatment Outcomes (2003, first quarter)**

| State            | District        | Population (in lakh) covered by RNTCP * | No. of suspects examined | % suspects examined out of total out-patients | Suspects examined per lakh population | No of Smear positive patients diagnosed | % of S+ve cases among suspects | Percentage smear positive patients living in the district placed on DOTS | Total patients initiated on treatment | Annualized total case detection rate † | New smear positive patients initiated on treatment | Annualized new smear positive case detection rate (%) † | Ratio of new smear negative to new smear positive patients | 3 month conversion rate of new smear positive patients § | Cure rate of new smear positive patients ¶ | Success rate of new smear positive patients ¶ |
|------------------|-----------------|-----------------------------------------|--------------------------|-----------------------------------------------|---------------------------------------|-----------------------------------------|--------------------------------|--------------------------------------------------------------------------|---------------------------------------|----------------------------------------|----------------------------------------------------|---------------------------------------------------------|------------------------------------------------------------|----------------------------------------------------------|--------------------------------------------|-----------------------------------------------|
| Haryana          | Jhajjar         | 10                                      | 301                      | (1.9)                                         | 31                                    | 83                                      | (27.6)                         | 100%                                                                     | 72                                    |                                        | 40                                                 |                                                         | 0.5                                                        |                                                          |                                            |                                               |
| Haryana          | Jind            | 13                                      | 1940                     | (2.5)                                         | 151                                   | 315                                     | (16.2)                         | 100%                                                                     | 383                                   | 120                                    | 188                                                | 59 (62)                                                 | <b>0.3</b>                                                 | 92%                                                      | 85%                                        | 85%                                           |
| Haryana          | Kaithal         | 10                                      | 923                      | (2.5)                                         | 91                                    | 214                                     | (23.2)                         | <b>69%</b>                                                               | 235                                   |                                        | 116                                                |                                                         | 0.6                                                        |                                                          |                                            |                                               |
| Haryana          | Karnal          | 14                                      | 1942                     | (3.6)                                         | 141                                   | 389                                     | (20.0)                         | 100%                                                                     | 498                                   | 145                                    | 208                                                | 61 (64)                                                 | 0.6                                                        | 96%                                                      |                                            |                                               |
| Haryana          | Kurukshetra     | 9                                       | 833                      | (4.5)                                         | 93                                    | 119                                     | (14.3)                         | 99%                                                                      | 126                                   |                                        | 58                                                 |                                                         | 0.4                                                        |                                                          |                                            |                                               |
| Haryana          | Mahendragarh    | 9                                       | 1642                     | (2.5)                                         | 188                                   | 216                                     | (13.2)                         | 100%                                                                     | 320                                   | 146                                    | 128                                                | 59 (62)                                                 | 0.7                                                        | 100%                                                     |                                            |                                               |
| Haryana          | Panchkula       | 5                                       | 832                      | (1.5)                                         | 165                                   | 132                                     | (15.9)                         | 96%                                                                      | 180                                   | 142                                    | 81                                                 | 64 (67)                                                 | <b>0.3</b>                                                 | <b>75%</b>                                               |                                            |                                               |
| Haryana          | Panipat         | 10                                      | 721                      | (3.2)                                         | 69                                    | 150                                     | (20.8)                         | <b>82%</b>                                                               | 122                                   |                                        | 65                                                 |                                                         | 0.4                                                        |                                                          |                                            |                                               |
| Haryana          | Rewari          | 8                                       | 1015                     | (1.9)                                         | 123                                   | 224                                     | (22.1)                         | <b>87%</b>                                                               | 241                                   | 117                                    | 96                                                 | 47 (49)                                                 | 0.4                                                        | 100%                                                     |                                            |                                               |
| Haryana          | Rohtak          | 10                                      | 3080                     | (6.5)                                         | 304                                   | 449                                     | (14.6)                         | <b>59%</b>                                                               | 284                                   |                                        | 143                                                |                                                         | <b>0.3</b>                                                 |                                                          |                                            |                                               |
| Haryana          | Sirsa           | 12                                      | 1533                     | (2.4)                                         | 128                                   | 442                                     | (28.8)                         | <b>73%</b>                                                               | 374                                   |                                        | 186                                                |                                                         | <b>0.1</b>                                                 |                                                          |                                            |                                               |
| Haryana          | Sonipat         | 14                                      | 1816                     | (2.9)                                         | 132                                   | 295                                     | (16.2)                         | 90%                                                                      | 465                                   | 135                                    | 165                                                | 48 (50)                                                 | 1.0                                                        | 89%                                                      | 85%                                        | 86%                                           |
| Haryana          | Yamunanagar     | 11                                      | 1415                     | (2.0)                                         | 134                                   | 214                                     | (15.1)                         | <b>85%</b>                                                               | 354                                   | 134                                    | 155                                                | 59 (62)                                                 | 0.6                                                        | <b>81%</b>                                               |                                            |                                               |
| Himachal Pradesh | Bilaspur-HP     | 4                                       | 1071                     | (2.7)                                         | 299                                   | 76                                      | (7.1)                          | 100%                                                                     | 171                                   | 191                                    | 71                                                 | 79 (84)                                                 | 0.6                                                        | 100%                                                     | 91%                                        | 93%                                           |
| Himachal Pradesh | Chamba          | 5                                       | 842                      | (2.8)                                         | 174                                   | 134                                     | (15.9)                         | 98%                                                                      | 259                                   | 214                                    | 110                                                | 91 (96)                                                 | 0.5                                                        | 95%                                                      | 85%                                        | 85%                                           |
| Himachal Pradesh | Hamirpur-HP     | 4                                       | 1408                     | (1.9)                                         | 326                                   | 133                                     | (9.4)                          | 93%                                                                      | 208                                   | 192                                    | 81                                                 | 75 (79)                                                 | 0.5                                                        | 96%                                                      | 90%                                        | 90%                                           |
| Himachal Pradesh | Kangra          | 14                                      | 2691                     | (2.6)                                         | 192                                   | 412                                     | (15.3)                         | 94%                                                                      | 666                                   | 190                                    | 242                                                | 69 (73)                                                 | 0.7                                                        | 92%                                                      | 89%                                        | 89%                                           |
| Himachal Pradesh | Kinnaur         | 0.9                                     | 332                      | (2.3)                                         | 377                                   | 12                                      | (3.6)                          | <b>75%</b>                                                               | 35                                    | 159                                    | 5                                                  | 23 (24)                                                 | <b>4.4</b>                                                 | 86%                                                      | 87%                                        | 87%                                           |
| Himachal Pradesh | Kullu           | 4                                       | 1268                     | (2.7)                                         | 318                                   | 137                                     | (10.8)                         | 93%                                                                      | 398                                   | 399                                    | 111                                                | 111 (117)                                               | <b>1.3</b>                                                 | 92%                                                      | 86%                                        | 86%                                           |
| Himachal Pradesh | Lahul & Spiti   | 0.3                                     | 123                      | (1.8)                                         | 353                                   | 3                                       | (2.4)                          | 100%                                                                     | 9                                     | 103                                    | 2                                                  | 23 (24)                                                 | <b>0.0</b>                                                 | <b>75%</b>                                               | 100%                                       | 100%                                          |
| Himachal Pradesh | Mandi           | 9                                       | 1888                     | (1.8)                                         | 200                                   | 324                                     | (17.2)                         | 94%                                                                      | 578                                   | 244                                    | 218                                                | 92 (97)                                                 | 0.5                                                        | <b>75%</b>                                               | <b>71%</b>                                 | 81%                                           |
| Himachal Pradesh | Shimla          | 8                                       | 1849                     | (2.2)                                         | 244                                   | 231                                     | (12.5)                         | 95%                                                                      | 319                                   | 168                                    | 116                                                | 61 (64)                                                 | 0.5                                                        | 93%                                                      | 89%                                        | 89%                                           |
| Himachal Pradesh | Sirmaur         | 5                                       | 1130                     | (2.5)                                         | 235                                   | 139                                     | (12.3)                         | <b>79%</b>                                                               | 241                                   | 200                                    | 90                                                 | 75 (79)                                                 | 0.6                                                        | 89%                                                      | 89%                                        | 91%                                           |
| Himachal Pradesh | Solan           | 5                                       | 2095                     | (2.3)                                         | 400                                   | 302                                     | (14.4)                         | <b>85%</b>                                                               | 227                                   | 173                                    | 103                                                | 79 (83)                                                 | <b>0.2</b>                                                 | 92%                                                      | 85%                                        | 85%                                           |
| Himachal Pradesh | Una             | 5                                       | 975                      | (1.4)                                         | 207                                   | 139                                     | (14.3)                         | 92%                                                                      | 215                                   | 183                                    | 97                                                 | 83 (87)                                                 | 0.4                                                        | 94%                                                      | 89%                                        | 91%                                           |
| Jharkhand        | Deoghar         | 12                                      | 1342                     | (3.8)                                         | 109                                   | 153                                     | (11.4)                         | 98%                                                                      | 216                                   | 70                                     | 95                                                 | 31 (41)                                                 | 0.9                                                        | 96%                                                      |                                            |                                               |
| Jharkhand        | Dhanbad         | 25                                      | 1879                     | (2.1)                                         | 74                                    | 303                                     | (16.1)                         | 100%                                                                     | 501                                   | 79                                     | 195                                                | 31 (41)                                                 | 1.0                                                        | <b>81%</b>                                               |                                            |                                               |
| Jharkhand        | Hazaribagh      | 24                                      | 1939                     | (5.4)                                         | 80                                    | 312                                     | (16.1)                         | 100%                                                                     | 631                                   | 104                                    | 240                                                | 40 (53)                                                 | <b>1.3</b>                                                 | 91%                                                      | <b>64%</b>                                 | 90%                                           |
| Jharkhand        | Palamu          | 22                                      | 2039                     | (3.4)                                         | 92                                    | 421                                     | (20.6)                         | 96%                                                                      | 692                                   | 124                                    | 327                                                | 59 (78)                                                 | 0.7                                                        | 96%                                                      | 95%                                        | 96%                                           |
| Jharkhand        | Ranchi          | 30                                      | 2578                     | (3.6)                                         | 87                                    | 392                                     | (15.2)                         | 99%                                                                      | 753                                   | 102                                    | 287                                                | 39 (52)                                                 | 1.0                                                        | 94%                                                      | 94%                                        | 94%                                           |
| Karnataka        | Bagalkot        | 17                                      | 2197                     | (2.7)                                         | 127                                   | 234                                     | (10.7)                         | 94%                                                                      | 436                                   | 101                                    | 182                                                | 42 (56)                                                 | 1.0                                                        | 92%                                                      | 89%                                        | 89%                                           |
| Karnataka        | Bangalore City  | 44                                      | 9422                     | (2.5)                                         | 215                                   | 1590                                    | (16.9)                         | 99%                                                                      | 1300                                  | 119                                    | 443                                                | 40 (54)                                                 | 0.6                                                        | 89%                                                      | 85%                                        | 86%                                           |
| Karnataka        | Bangalore Rural | 20                                      | 3277                     | (1.9)                                         | 166                                   | 285                                     | (8.7)                          | 96%                                                                      | 588                                   | 119                                    | 258                                                | 52 (70)                                                 | 0.6                                                        | <b>81%</b>                                               | <b>64%</b>                                 | <b>72%</b>                                    |
| Karnataka        | Bangalore U     | 25                                      | 1573                     | (1.9)                                         | 64                                    | 152                                     | (9.7)                          | 100%                                                                     | 627                                   | 102                                    | 244                                                | 40 (53)                                                 | 0.7                                                        | 89%                                                      | 88%                                        | 88%                                           |



**Performance of RNTCP Case Detection (2004, first quarter), Smear Conversion (2003, fourth quarter) and Treatment Outcomes (2003, first quarter)**

| State     | District           | Population (in lakh) covered by RNTCP * | No. of suspects examined | % suspects examined out of total out-patients | Suspects examined per lakh population | No of Smear positive patients diagnosed | % of S+ve cases among suspects | Percentage smear positive patients living in the district placed on DOTS | Total patients initiated on treatment | Annualized total case detection rate † | New smear positive patients initiated on treatment | Annualized new smear positive case detection rate (%) † | Ratio of new smear negative to new smear positive patients | 3 month conversion rate of new smear positive patients § | Cure rate of new smear positive patients ¶ | Success rate of new smear positive patients ¶ |
|-----------|--------------------|-----------------------------------------|--------------------------|-----------------------------------------------|---------------------------------------|-----------------------------------------|--------------------------------|--------------------------------------------------------------------------|---------------------------------------|----------------------------------------|----------------------------------------------------|---------------------------------------------------------|------------------------------------------------------------|----------------------------------------------------------|--------------------------------------------|-----------------------------------------------|
| Karnataka | Belgaum            | 44                                      | 5507                     | (3.1)                                         | 125                                   | 522                                     | (9.5)                          | 95%                                                                      | 1092                                  | 99                                     | 404                                                | 37 (49)                                                 | 0.9                                                        | 84%                                                      |                                            |                                               |
| Karnataka | Bellary            | 21                                      | 4349                     | (3.5)                                         | 205                                   | 788                                     | (18.1)                         | 100%                                                                     | 703                                   | 132                                    | 310                                                | 58 (78)                                                 | 0.8                                                        | 93%                                                      | 84%                                        | 84%                                           |
| Karnataka | Bidar              | 16                                      | 1763                     | (2.4)                                         | 112                                   | 249                                     | (14.1)                         | 96%                                                                      | 387                                   | 98                                     | 152                                                | 39 (51)                                                 | 0.8                                                        | 86%                                                      | 64%                                        | 65%                                           |
| Karnataka | Bijapur            | 19                                      | 1895                     | (2.2)                                         | 100                                   | 263                                     | (13.9)                         | 97%                                                                      | 516                                   | 109                                    | 196                                                | 41 (55)                                                 | 1.1                                                        | 90%                                                      | 81%                                        | 81%                                           |
| Karnataka | Chamarajanagar     | 10                                      | 628                      | (1.5)                                         | 62                                    | 59                                      | (9.4)                          | 37%                                                                      | 28                                    |                                        | 14                                                 |                                                         | 0.1                                                        |                                                          |                                            |                                               |
| Karnataka | Chikmagalur        | 12                                      | 2470                     | (1.6)                                         | 207                                   | 184                                     | (7.4)                          | 94%                                                                      | 344                                   | 115                                    | 133                                                | 45 (59)                                                 | 0.6                                                        | 89%                                                      | 90%                                        | 90%                                           |
| Karnataka | Chitradurga        | 16                                      | 3028                     | (2.3)                                         | 191                                   | 291                                     | (9.6)                          | 100%                                                                     | 542                                   | 137                                    | 245                                                | 62 (82)                                                 | 0.9                                                        | 87%                                                      | 78%                                        | 78%                                           |
| Karnataka | Dakshina Kannada   | 20                                      | 2430                     | (1.6)                                         | 122                                   | 217                                     | (8.9)                          | 96%                                                                      | 343                                   | 69                                     | 145                                                | 29 (39)                                                 | 0.7                                                        | 87%                                                      | 80%                                        | 82%                                           |
| Karnataka | Davanagere         | 19                                      | 2804                     | (1.9)                                         | 149                                   | 419                                     | (14.9)                         | 73%                                                                      | 640                                   | 136                                    | 234                                                | 50 (66)                                                 | 1.0                                                        | 91%                                                      | 86%                                        | 86%                                           |
| Karnataka | Dharwad            | 17                                      | 1989                     | (2.0)                                         | 118                                   | 298                                     | (15.0)                         | 73%                                                                      | 441                                   | 105                                    | 159                                                | 38 (50)                                                 | 0.7                                                        | 84%                                                      |                                            |                                               |
| Karnataka | Gadag              | 10                                      | 1859                     | (2.4)                                         | 182                                   | 366                                     | (19.7)                         | 94%                                                                      | 274                                   | 108                                    | 126                                                | 49 (66)                                                 | 0.5                                                        | 81%                                                      | 73%                                        | 74%                                           |
| Karnataka | Gulbarga           | 33                                      | 2466                     | (1.5)                                         | 75                                    | 418                                     | (17.0)                         | 95%                                                                      | 876                                   | 107                                    | 277                                                | 34 (45)                                                 | 1.3                                                        | 87%                                                      | 67%                                        | 67%                                           |
| Karnataka | Hassan             | 18                                      | 4060                     | (1.3)                                         | 225                                   | 264                                     | (6.5)                          | 95%                                                                      | 485                                   | 107                                    | 184                                                | 41 (54)                                                 | 0.6                                                        | 89%                                                      | 81%                                        | 81%                                           |
| Karnataka | Kolar              | 26                                      | 3913                     | (1.4)                                         | 148                                   | 465                                     | (11.9)                         | 92%                                                                      | 725                                   | 110                                    | 319                                                | 48 (64)                                                 | 0.7                                                        | 89%                                                      | 82%                                        | 82%                                           |
| Karnataka | Koppal             | 13                                      | 2050                     | (3.1)                                         | 164                                   | 267                                     | (13.0)                         | 98%                                                                      | 476                                   | 152                                    | 195                                                | 62 (83)                                                 | 0.9                                                        | 92%                                                      | 87%                                        | 87%                                           |
| Karnataka | Mandya             | 18                                      | 4411                     | (2.4)                                         | 239                                   | 444                                     | (10.1)                         | 94%                                                                      | 600                                   | 130                                    | 245                                                | 53 (71)                                                 | 0.8                                                        | 93%                                                      | 86%                                        | 86%                                           |
| Karnataka | Mysore             | 28                                      | 6577                     | (1.9)                                         | 239                                   | 650                                     | (9.9)                          | 97%                                                                      | 927                                   | 135                                    | 346                                                | 50 (67)                                                 | 0.9                                                        | 90%                                                      | 79%                                        | 82%                                           |
| Karnataka | Raichur            | 17                                      | 2577                     | (3.1)                                         | 149                                   | 402                                     | (15.6)                         | 100%                                                                     | 724                                   | 168                                    | 273                                                | 63 (84)                                                 | 1.0                                                        | 95%                                                      | 94%                                        | 94%                                           |
| Karnataka | Shimoga            | 17                                      | 3650                     | (2.1)                                         | 212                                   | 346                                     | (9.5)                          | 97%                                                                      | 502                                   | 117                                    | 178                                                | 41 (55)                                                 | 1.1                                                        | 84%                                                      | 63%                                        | 66%                                           |
| Karnataka | Tumkur             | 27                                      | 3824                     | (1.4)                                         | 141                                   | 487                                     | (12.7)                         | 98%                                                                      | 765                                   | 113                                    | 324                                                | 48 (64)                                                 | 0.6                                                        | 82%                                                      | 80%                                        | 80%                                           |
| Karnataka | Udupi              | 12                                      | 240                      | (2.8)                                         | 21                                    | 43                                      | (17.9)                         | 100%                                                                     | 41                                    |                                        | 27                                                 |                                                         | 0.3                                                        |                                                          |                                            |                                               |
| Kerala    | Alappuzha          | 22                                      | 3772                     | (1.2)                                         | 174                                   | 246                                     | (6.5)                          | 96%                                                                      | 527                                   | 97                                     | 202                                                | 37 (50)                                                 | 0.9                                                        | 87%                                                      | 89%                                        | 92%                                           |
| Kerala    | Ernakulam          | 32                                      | 5674                     | (2.2)                                         | 178                                   | 418                                     | (7.4)                          | 98%                                                                      | 664                                   | 83                                     | 289                                                | 36 (48)                                                 | 0.6                                                        | 85%                                                      | 88%                                        | 89%                                           |
| Kerala    | Idukki             | 12                                      | 1941                     | (1.1)                                         | 167                                   | 92                                      | (4.7)                          | 99%                                                                      | 165                                   | 57                                     | 87                                                 | 30 (40)                                                 | 0.3                                                        | 93%                                                      | 91%                                        | 91%                                           |
| Kerala    | Kannur             | 25                                      | 3922                     | (1.6)                                         | 158                                   | 278                                     | (7.1)                          | 94%                                                                      | 465                                   | 75                                     | 194                                                | 31 (42)                                                 | 0.5                                                        | 93%                                                      | 86%                                        | 86%                                           |
| Kerala    | Kasaragod          | 12                                      | 1839                     | (2.2)                                         | 149                                   | 114                                     | (6.2)                          | 100%                                                                     | 220                                   | 71                                     | 93                                                 | 30 (40)                                                 | 0.6                                                        | 84%                                                      | 85%                                        | 85%                                           |
| Kerala    | Kollam             | 27                                      | 4334                     | (2.2)                                         | 163                                   | 345                                     | (8.0)                          | 100%                                                                     | 683                                   | 103                                    | 281                                                | 42 (56)                                                 | 1.0                                                        | 92%                                                      | 90%                                        | 90%                                           |
| Kerala    | Kottayam           | 20                                      | 5333                     | (1.3)                                         | 266                                   | 306                                     | (5.7)                          | 99%                                                                      | 479                                   | 95                                     | 255                                                | 51 (68)                                                 | 0.3                                                        | 90%                                                      | 91%                                        | 92%                                           |
| Kerala    | Kozhikode          | 30                                      | 5175                     | (1.6)                                         | 175                                   | 363                                     | (7.0)                          | 80%                                                                      | 617                                   | 83                                     | 250                                                | 34 (45)                                                 | 0.5                                                        | 89%                                                      | 86%                                        | 87%                                           |
| Kerala    | Malappuram         | 37                                      | 4856                     | (2.5)                                         | 130                                   | 315                                     | (6.5)                          | 98%                                                                      | 643                                   | 69                                     | 257                                                | 28 (37)                                                 | 0.7                                                        | 87%                                                      | 87%                                        | 89%                                           |
| Kerala    | Palakkad           | 27                                      | 3837                     | (1.7)                                         | 143                                   | 312                                     | (8.1)                          | 97%                                                                      | 551                                   | 82                                     | 242                                                | 36 (48)                                                 | 0.4                                                        | 92%                                                      | 86%                                        | 87%                                           |
| Kerala    | Pathanamthitta     | 13                                      | 1700                     | (1.9)                                         | 134                                   | 130                                     | (7.6)                          | 100%                                                                     | 225                                   | 71                                     | 115                                                | 36 (48)                                                 | 0.4                                                        | 93%                                                      | 89%                                        | 89%                                           |
| Kerala    | Thiruvananthapuram | 33                                      | 7508                     | (24.2)                                        | 226                                   | 356                                     | (4.7)                          | 98%                                                                      | 581                                   | 70                                     | 230                                                | 28 (37)                                                 | 0.7                                                        | 92%                                                      | 89%                                        | 90%                                           |
| Kerala    | Thrissur           | 31                                      | 4828                     | (2.2)                                         | 158                                   | 474                                     | (9.8)                          | 95%                                                                      | 568                                   | 74                                     | 301                                                | 39 (53)                                                 | 0.3                                                        | 92%                                                      | 89%                                        | 89%                                           |

**Performance of RNTCP Case Detection (2004, first quarter), Smear Conversion (2003, fourth quarter) and Treatment Outcomes (2003, first quarter)**

| State          | District    | Population (in lakh) covered by RNTCP * | No. of suspects examined | % suspects examined out of total out-patients | Suspects examined per lakh population | No of Smear positive patients diagnosed | % of S+ve cases among suspects | Percentage smear positive patients living in the district placed on DOTS | Total patients initiated on treatment | Annualized total case detection rate † | New smear positive patients initiated on treatment | Annualized new smear positive case detection rate (%) † | Ratio of new smear negative to new smear positive patients | 3 month conversion rate of new smear positive patients § | Cure rate of new smear positive patients ¶ | Success rate of new smear positive patients ¶ |
|----------------|-------------|-----------------------------------------|--------------------------|-----------------------------------------------|---------------------------------------|-----------------------------------------|--------------------------------|--------------------------------------------------------------------------|---------------------------------------|----------------------------------------|----------------------------------------------------|---------------------------------------------------------|------------------------------------------------------------|----------------------------------------------------------|--------------------------------------------|-----------------------------------------------|
| Kerala         | Wayanad     | 8                                       | 89                       | (0.1)                                         | 11                                    | 85                                      | (95.5)                         | 1%                                                                       | 194                                   | 96                                     | 76                                                 | 38 (50)                                                 | 0.9                                                        | 92%                                                      | 92%                                        | 92%                                           |
| Madhya Pradesh | Balaghat    | 15                                      | 1614                     | (3.1)                                         | 105                                   | 197                                     | (12.2)                         | 0%                                                                       | 439                                   | 114                                    | 161                                                | 42 (52)                                                 | 1.1                                                        | 88%                                                      |                                            |                                               |
| Madhya Pradesh | Barwani     | 12                                      | 1433                     | (2.0)                                         | 124                                   | 174                                     | (12.1)                         | 98%                                                                      | 248                                   | 86                                     | 109                                                | 38 (47)                                                 | 0.8                                                        | 75%                                                      |                                            |                                               |
| Madhya Pradesh | Bhopal      | 20                                      | 3694                     | (3.5)                                         | 188                                   | 573                                     | (15.5)                         | 91%                                                                      | 730                                   | 149                                    | 241                                                | 49 (61)                                                 | 1.1                                                        | 90%                                                      | 93%                                        | 93%                                           |
| Madhya Pradesh | Chhatarpur  | 16                                      | 2192                     | (5.3)                                         | 139                                   | 584                                     | (26.6)                         | 66%                                                                      | 324                                   | 82                                     | 170                                                | 43 (54)                                                 | 0.5                                                        | 78%                                                      |                                            |                                               |
| Madhya Pradesh | Chhindwara  | 20                                      | 1566                     | (2.2)                                         | 79                                    | 275                                     | (17.6)                         | 61%                                                                      | 409                                   | 83                                     | 164                                                | 33 (42)                                                 | 1.0                                                        | 84%                                                      |                                            |                                               |
| Madhya Pradesh | Damoh       | 12                                      | 1717                     | (3.2)                                         | 149                                   | 410                                     | (23.9)                         | 81%                                                                      | 560                                   | 194                                    | 308                                                | 107 (133)                                               | 0.5                                                        | 87%                                                      | 73%                                        | 79%                                           |
| Madhya Pradesh | Dewas       | 14                                      | 1146                     | (2.1)                                         | 82                                    | 182                                     | (15.9)                         | 95%                                                                      | 345                                   | 99                                     | 126                                                | 36 (45)                                                 | 1.1                                                        | 87%                                                      | 76%                                        | 76%                                           |
| Madhya Pradesh | Dhar        | 19                                      | 2350                     | (3.3)                                         | 126                                   | 269                                     | (11.4)                         | 92%                                                                      | 458                                   | 99                                     | 175                                                | 38 (47)                                                 | 1.1                                                        | 82%                                                      |                                            |                                               |
| Madhya Pradesh | Dindori     | 6                                       | 348                      | (2.0)                                         | 56                                    | 78                                      | (22.4)                         | 83%                                                                      | 100                                   | 65                                     | 47                                                 | 30 (38)                                                 | 0.4                                                        | 59%                                                      |                                            |                                               |
| Madhya Pradesh | Guna        | 18                                      | 2089                     | (4.4)                                         | 117                                   | 438                                     | (21.0)                         | 95%                                                                      | 595                                   | 134                                    | 262                                                | 59 (74)                                                 | 0.8                                                        | 84%                                                      |                                            |                                               |
| Madhya Pradesh | Harda       | 5                                       | 386                      | (1.8)                                         | 76                                    | 42                                      | (10.9)                         | 93%                                                                      | 104                                   | 82                                     | 27                                                 | 21 (27)                                                 | 1.5                                                        | 65%                                                      | 75%                                        | 78%                                           |
| Madhya Pradesh | Hoshangabad | 12                                      | 2072                     | (3.0)                                         | 179                                   | 264                                     | (12.7)                         | 87%                                                                      | 404                                   | 140                                    | 141                                                | 49 (61)                                                 | 0.9                                                        | 95%                                                      | 94%                                        | 94%                                           |
| Madhya Pradesh | Indore      | 28                                      | 2180                     | (3.6)                                         | 79                                    | 403                                     | (18.5)                         | 80%                                                                      | 556                                   | 81                                     | 197                                                | 29 (36)                                                 | 0.7                                                        | 82%                                                      |                                            |                                               |
| Madhya Pradesh | Jabalpur    | 23                                      | 1744                     | (2.5)                                         | 75                                    | 425                                     | (24.4)                         | 76%                                                                      | 632                                   | 109                                    | 239                                                | 41 (52)                                                 | 1.0                                                        | 78%                                                      |                                            |                                               |
| Madhya Pradesh | Jhabua      | 15                                      | 1765                     | (3.1)                                         | 118                                   | 214                                     | (12.1)                         | 100%                                                                     | 434                                   | 116                                    | 176                                                | 47 (59)                                                 | 0.9                                                        | 90%                                                      |                                            |                                               |
| Madhya Pradesh | Katni       | 11                                      | 901                      | (2.3)                                         | 79                                    | 200                                     | (22.2)                         | 100%                                                                     | 431                                   | 152                                    | 151                                                | 53 (66)                                                 | 1.4                                                        | 93%                                                      | 68%                                        | 74%                                           |
| Madhya Pradesh | Khandwa     | 18.2                                    | 1613                     | (2.5)                                         | 88                                    | 221                                     | (13.7)                         | 95%                                                                      | 400                                   | 88                                     | 179                                                | 39 (49)                                                 | 0.9                                                        | 91%                                                      |                                            |                                               |
| Madhya Pradesh | Khargone    | 16.3                                    | 1508                     | (2.4)                                         | 92                                    | 224                                     | (14.9)                         | 100%                                                                     | 427                                   | 105                                    | 171                                                | 42 (52)                                                 | 1.0                                                        | 94%                                                      |                                            |                                               |
| Madhya Pradesh | Mandla      | 10                                      | 1174                     | (3.1)                                         | 123                                   | 220                                     | (18.7)                         | 77%                                                                      | 261                                   | 109                                    | 125                                                | 52 (65)                                                 | 0.5                                                        | 82%                                                      |                                            |                                               |
| Madhya Pradesh | Mandsaur    | 13                                      | 1033                     | (2.0)                                         | 82                                    | 185                                     | (17.9)                         | 93%                                                                      | 306                                   | 97                                     | 129                                                | 41 (51)                                                 | 0.9                                                        | 91%                                                      | 80%                                        | 80%                                           |
| Madhya Pradesh | Narsimhapur | 10                                      | 897                      | (1.8)                                         | 88                                    | 227                                     | (25.3)                         | 82%                                                                      | 274                                   | 107                                    | 130                                                | 51 (64)                                                 | 0.5                                                        | 78%                                                      |                                            |                                               |
| Madhya Pradesh | Neemuch     | 8                                       | 993                      | (2.6)                                         | 128                                   | 115                                     | (11.6)                         | 86%                                                                      | 281                                   | 145                                    | 80                                                 | 41 (52)                                                 | 1.4                                                        | 83%                                                      | 82%                                        | 82%                                           |
| Madhya Pradesh | Raisen      | 12                                      | 881                      | (1.7)                                         | 74                                    | 121                                     | (13.7)                         | 90%                                                                      | 378                                   | 126                                    | 88                                                 | 29 (37)                                                 | 2.3                                                        | 90%                                                      | 87%                                        | 89%                                           |
| Madhya Pradesh | Rajgarh     | 13                                      | 1331                     | (2.2)                                         | 99                                    | 199                                     | (15.0)                         | 93%                                                                      | 484                                   | 145                                    | 131                                                | 39 (49)                                                 | 1.5                                                        | 91%                                                      | 77%                                        | 83%                                           |
| Madhya Pradesh | Ratlam      | 13                                      | 1277                     | (3.0)                                         | 98                                    | 224                                     | (17.5)                         | 93%                                                                      | 325                                   | 100                                    | 83                                                 | 26 (32)                                                 | 1.3                                                        | 72%                                                      | 62%                                        | 73%                                           |
| Madhya Pradesh | Sagar       | 22                                      | 2633                     | (3.4)                                         | 122                                   | 338                                     | (12.8)                         | 84%                                                                      | 642                                   | 119                                    | 201                                                | 37 (47)                                                 | 1.7                                                        | 91%                                                      |                                            |                                               |
| Madhya Pradesh | Satna       | 20                                      | 1541                     | (1.8)                                         | 77                                    | 286                                     | (18.6)                         | 80%                                                                      | 600                                   | 120                                    | 168                                                | 34 (42)                                                 | 2.0                                                        | 91%                                                      |                                            |                                               |
| Madhya Pradesh | Sehore      | 12                                      | 1194                     | (1.8)                                         | 104                                   | 101                                     | (8.5)                          | 96%                                                                      | 279                                   | 97                                     | 81                                                 | 28 (35)                                                 | 1.4                                                        | 89%                                                      | 87%                                        | 87%                                           |
| Madhya Pradesh | Tikamgarh   | 13                                      | 1019                     | (2.7)                                         | 79                                    | 179                                     | (17.6)                         | 102%                                                                     | 346                                   | 108                                    | 152                                                | 47 (59)                                                 | 1.0                                                        | 85%                                                      |                                            |                                               |
| Madhya Pradesh | Ujjain      | 18                                      | 1804                     | (2.4)                                         | 99                                    | 291                                     | (16.1)                         | 99%                                                                      | 457                                   | 100                                    | 181                                                | 40 (50)                                                 | 1.0                                                        | 90%                                                      |                                            |                                               |
| Madhya Pradesh | Umariya     | 6                                       | 284                      | (1.6)                                         | 52                                    | 44                                      | (15.5)                         | 95%                                                                      | 88                                    | 64                                     | 36                                                 | 26 (33)                                                 | 0.6                                                        | 86%                                                      |                                            |                                               |
| Madhya Pradesh | Vidisha     | 13                                      | 1828                     | (3.0)                                         | 141                                   | 311                                     | (17.0)                         | 100%                                                                     | 586                                   | 181                                    | 224                                                | 69 (86)                                                 | 0.9                                                        | 91%                                                      | 82%                                        | 83%                                           |
| Maharashtra    | Ahmednagar  | 43                                      | 4358                     | (2.5)                                         | 100                                   | 338                                     | (7.8)                          | 96%                                                                      | 827                                   | 76                                     | 265                                                | 24 (30)                                                 | 1.3                                                        | 91%                                                      | 85%                                        | 85%                                           |

**Performance of RNTCP Case Detection (2004, first quarter), Smear Conversion (2003, fourth quarter) and Treatment Outcomes (2003, first quarter)**

| State       | District             | Population (in lakh) covered by RNTCP * | No. of suspects examined | % suspects examined out of total out-patients | Suspects examined per lakh population | No of Smear positive patients diagnosed | % of S+ve cases among suspects | Percentage smear positive patients living in the district placed on DOTS | Total patients initiated on treatment | Annualized total case detection rate † | New smear positive patients initiated on treatment | Annualized new smear positive case detection rate (%) † | Ratio of new smear negative to new smear positive patients | 3 month conversion rate of new smear positive patients § | Cure rate of new smear positive patients ¶ | Success rate of new smear positive patients ¶ |
|-------------|----------------------|-----------------------------------------|--------------------------|-----------------------------------------------|---------------------------------------|-----------------------------------------|--------------------------------|--------------------------------------------------------------------------|---------------------------------------|----------------------------------------|----------------------------------------------------|---------------------------------------------------------|------------------------------------------------------------|----------------------------------------------------------|--------------------------------------------|-----------------------------------------------|
| Maharashtra | Akola                | 17                                      | 2220                     | (3.1)                                         | 128                                   | 318                                     | (14.3)                         | 97%                                                                      | 495                                   | 114                                    | 200                                                | 46 (58)                                                 | 0.9                                                        | 90%                                                      | 82%                                        | 84%                                           |
| Maharashtra | Amravati Mun Corp    | 6                                       | 2035                     | (3.2)                                         | 348                                   | 228                                     | (11.2)                         | 93%                                                                      | 195                                   | 134                                    | 62                                                 | 42 (53)                                                 | 1.0                                                        | 92%                                                      | 75%                                        | 75%                                           |
| Maharashtra | Amravati Rural       | 22                                      | 2827                     | (2.7)                                         | 129                                   | 338                                     | (12.0)                         | 83%                                                                      | 688                                   | 126                                    | 252                                                | 46 (58)                                                 | 0.8                                                        | 85%                                                      | 86%                                        | 86%                                           |
| Maharashtra | Aurangabad Muni Corp | 9                                       | 1657                     | (4.2)                                         | 179                                   | 217                                     | (13.1)                         | 97%                                                                      | 226                                   | 97                                     | 81                                                 | 35 (44)                                                 | 0.8                                                        | 92%                                                      | 88%                                        | 88%                                           |
| Maharashtra | Aurangabad-MH        | 22                                      | 1981                     | (3.0)                                         | 91                                    | 271                                     | (13.7)                         | 100%                                                                     | 553                                   | 102                                    | 224                                                | 41 (51)                                                 | 1.0                                                        | 95%                                                      | 92%                                        | 92%                                           |
| Maharashtra | Bhandara             | 12                                      | 2463                     | (3.6)                                         | 204                                   | 221                                     | (9.0)                          | 95%                                                                      | 370                                   | 123                                    | 131                                                | 43 (54)                                                 | 0.9                                                        | 93%                                                      | 84%                                        | 84%                                           |
| Maharashtra | Bid                  | 23                                      | 3328                     | (3.2)                                         | 145                                   | 305                                     | (9.2)                          | 97%                                                                      | 499                                   | 87                                     | 222                                                | 39 (48)                                                 | 0.7                                                        | 88%                                                      | 85%                                        | 85%                                           |
| Maharashtra | Buldana              | 24                                      | 3889                     | (3.8)                                         | 164                                   | 563                                     | (14.5)                         | 93%                                                                      | 739                                   | 125                                    | 254                                                | 43 (54)                                                 | 1.0                                                        | 92%                                                      |                                            |                                               |
| Maharashtra | Chandrapur           | 22                                      | 3320                     | (2.8)                                         | 150                                   | 357                                     | (10.8)                         | 100%                                                                     | 769                                   | 139                                    | 277                                                | 50 (63)                                                 | 1.0                                                        | 93%                                                      | 87%                                        | 87%                                           |
| Maharashtra | Dhule                | 18                                      | 3176                     | (3.1)                                         | 175                                   | 370                                     | (11.6)                         | 97%                                                                      | 722                                   | 159                                    | 277                                                | 61 (76)                                                 | 1.1                                                        | 92%                                                      | 86%                                        | 88%                                           |
| Maharashtra | Gadchiroli           | 10                                      | 1491                     | (2.5)                                         | 145                                   | 149                                     | (10.0)                         | 94%                                                                      | 298                                   | 116                                    | 112                                                | 43 (54)                                                 | 1.2                                                        | 91%                                                      | 88%                                        | 88%                                           |
| Maharashtra | Gondiya              | 13                                      | 2805                     | (3.4)                                         | 220                                   | 259                                     | (9.2)                          | 98%                                                                      | 502                                   | 157                                    | 188                                                | 59 (74)                                                 | 1.0                                                        | 90%                                                      | 86%                                        | 86%                                           |
| Maharashtra | Hingoli              | 10                                      | 1096                     | (3.3)                                         | 104                                   | 150                                     | (13.7)                         | 98%                                                                      | 281                                   | 107                                    | 100                                                | 38 (48)                                                 | 1.0                                                        | 93%                                                      | 82%                                        | 87%                                           |
| Maharashtra | Jalgaon              | 39                                      | 5070                     | (3.3)                                         | 130                                   | 634                                     | (12.5)                         | 96%                                                                      | 1196                                  | 122                                    | 536                                                | 55 (69)                                                 | 0.9                                                        | 92%                                                      | 87%                                        | 87%                                           |
| Maharashtra | Jalna                | 17                                      | 1729                     | (2.1)                                         | 101                                   | 273                                     | (15.8)                         | 94%                                                                      | 559                                   | 130                                    | 194                                                | 45 (57)                                                 | 1.2                                                        | 79%                                                      | 76%                                        | 80%                                           |
| Maharashtra | Kalyan Dombivli MC   | 13                                      | 1200                     | (4.2)                                         | 95                                    | 214                                     | (17.8)                         | 88%                                                                      | 398                                   | 126                                    | 140                                                | 44 (55)                                                 | 0.9                                                        | 84%                                                      | 57%                                        | 68%                                           |
| Maharashtra | Kolhapur             | 32                                      | 3638                     | (2.4)                                         | 113                                   | 469                                     | (12.9)                         | 98%                                                                      | 898                                   | 112                                    | 400                                                | 50 (62)                                                 | 0.8                                                        | 93%                                                      | 88%                                        | 88%                                           |
| Maharashtra | Kolhapur Mun Corp    | 5                                       | 538                      | (3.1)                                         | 104                                   | 71                                      | (13.2)                         | 94%                                                                      | 162                                   | 126                                    | 64                                                 | 50 (62)                                                 | 0.8                                                        | 90%                                                      | 87%                                        | 87%                                           |
| Maharashtra | Latur                | 22                                      | 2965                     | (2.4)                                         | 134                                   | 249                                     | (8.4)                          | 98%                                                                      | 448                                   | 81                                     | 227                                                | 41 (51)                                                 | 0.4                                                        | 85%                                                      | 89%                                        | 91%                                           |
| Maharashtra | Mumbai               | 127                                     | 19519                    | (2.8)                                         | 154                                   | 3332                                    | (17.1)                         | 81%                                                                      | 6517                                  | 206                                    | 2066                                               | 65 (82)                                                 | 0.9                                                        | 90%                                                      | 86%                                        | 86%                                           |
| Maharashtra | Nagpur Muni Corp     | 22                                      | 3818                     | (2.8)                                         | 175                                   | 653                                     | (17.1)                         | 94%                                                                      | 910                                   | 167                                    | 312                                                | 57 (72)                                                 | 0.6                                                        | 92%                                                      | 80%                                        | 80%                                           |
| Maharashtra | Nagpur Rural         | 21                                      | 1895                     | (2.7)                                         | 89                                    | 294                                     | (15.5)                         | 99%                                                                      | 564                                   | 106                                    | 291                                                | 55 (68)                                                 | 0.5                                                        | 96%                                                      | 92%                                        | 92%                                           |
| Maharashtra | Nanded               | 26                                      | 2356                     | (2.0)                                         | 91                                    | 444                                     | (18.8)                         | 87%                                                                      | 685                                   | 106                                    | 264                                                | 41 (51)                                                 | 0.9                                                        | 91%                                                      | 83%                                        | 83%                                           |
| Maharashtra | Nanded Waghela MC    | 5                                       | 366                      | (6.0)                                         | 80                                    | 65                                      | (17.8)                         |                                                                          | 166                                   | 145                                    | 61                                                 | 53 (67)                                                 | 1.0                                                        | 72%                                                      |                                            |                                               |
| Maharashtra | Nandurbar            | 14                                      | 2067                     | (3.0)                                         | 149                                   | 215                                     | (10.4)                         | 100%                                                                     | 480                                   | 138                                    | 174                                                | 50 (63)                                                 | 1.3                                                        | 92%                                                      | 86%                                        | 89%                                           |
| Maharashtra | Nasik                | 42                                      | 7113                     | (3.5)                                         | 171                                   | 881                                     | (12.4)                         | 93%                                                                      | 1583                                  | 152                                    | 699                                                | 67 (84)                                                 | 0.8                                                        | 94%                                                      | 88%                                        | 88%                                           |
| Maharashtra | Nasik Corp           | 11                                      | 1466                     | (3.7)                                         | 128                                   | 133                                     | (9.1)                          | 100%                                                                     | 347                                   | 121                                    | 97                                                 | 34 (42)                                                 | 1.2                                                        | 88%                                                      | 77%                                        | 79%                                           |
| Maharashtra | Navi Mumbai          | 7                                       | 2018                     | (3.5)                                         | 270                                   | 213                                     | (10.6)                         | 91%                                                                      | 378                                   | 202                                    | 128                                                | 68 (86)                                                 | 0.8                                                        | 93%                                                      | 79%                                        | 79%                                           |
| Maharashtra | Osmanabad            | 16                                      | 1203                     | (2.0)                                         | 77                                    | 238                                     | (19.8)                         | 99%                                                                      | 522                                   | 133                                    | 198                                                | 51 (63)                                                 | 1.2                                                        | 94%                                                      | 83%                                        | 83%                                           |
| Maharashtra | Parbhani             | 16                                      | 1618                     | (2.9)                                         | 102                                   | 166                                     | (10.3)                         | 96%                                                                      | 417                                   | 105                                    | 150                                                | 38 (47)                                                 | 1.3                                                        | 90%                                                      | 85%                                        | 85%                                           |
| Maharashtra | Pimpri Chinchwad     | 11                                      | 1857                     | (3.4)                                         | 174                                   | 227                                     | (12.2)                         | 100%                                                                     | 421                                   | 157                                    | 147                                                | 55 (69)                                                 | 0.5                                                        | 94%                                                      | 85%                                        | 85%                                           |
| Maharashtra | Pune                 | 27                                      | 432                      | (0.5)                                         | 16                                    | 424                                     | (98.1)                         | 99%                                                                      | 906                                   | 134                                    | 339                                                | 50 (63)                                                 | 0.6                                                        | 91%                                                      | 89%                                        | 89%                                           |
| Maharashtra | Pune Rural           | 39                                      | 6052                     | (3.4)                                         | 155                                   | 786                                     | (13.0)                         | 98%                                                                      | 1103                                  | 113                                    | 463                                                | 47 (59)                                                 | 0.6                                                        | 88%                                                      | 83%                                        | 84%                                           |
| Maharashtra | Raigarh-MH           | 23                                      | 3010                     | (3.1)                                         | 128                                   | 458                                     | (15.2)                         | 96%                                                                      | 819                                   | 140                                    | 346                                                | 59 (74)                                                 | 0.8                                                        | 93%                                                      | 88%                                        | 88%                                           |

**Performance of RNTCP Case Detection (2004, first quarter), Smear Conversion (2003, fourth quarter) and Treatment Outcomes (2003, first quarter)**

| State       | District            | Population (in lakh) covered by RNTCP * | No. of suspects examined | % suspects examined out of total out-patients | Suspects examined per lakh population | No of Smear positive patients diagnosed | % of S+ve cases among suspects | Percentage smear positive patients living in the district placed on DOTS | Total patients initiated on treatment | Annualized total case detection rate † | New smear positive patients initiated on treatment | Annualized new smear positive case detection rate (%) † | Ratio of new smear negative to new smear positive patients | 3 month conversion rate of new smear positive patients § | Cure rate of new smear positive patients ¶ | Success rate of new smear positive patients ¶ |
|-------------|---------------------|-----------------------------------------|--------------------------|-----------------------------------------------|---------------------------------------|-----------------------------------------|--------------------------------|--------------------------------------------------------------------------|---------------------------------------|----------------------------------------|----------------------------------------------------|---------------------------------------------------------|------------------------------------------------------------|----------------------------------------------------------|--------------------------------------------|-----------------------------------------------|
| Maharashtra | Ratnagiri           | 18                                      | 2396                     | (2.6)                                         | 133                                   | 339                                     | (14.1)                         | 89%                                                                      | 716                                   | 159                                    | 268                                                | 59 (74)                                                 | 1.0                                                        | 91%                                                      | 83%                                        | 86%                                           |
| Maharashtra | Sangli              | 23                                      | 3081                     | (3.1)                                         | 135                                   | 382                                     | (12.4)                         | 101%                                                                     | 710                                   | 125                                    | 291                                                | 51 (64)                                                 | 0.7                                                        | 90%                                                      | 89%                                        | 89%                                           |
| Maharashtra | Sangli Muni Corp    | 5                                       | 485                      | (4.3)                                         | 104                                   | 79                                      | (16.3)                         | 99%                                                                      | 170                                   | 147                                    | 73                                                 | 63 (79)                                                 | 0.5                                                        | 100%                                                     | 90%                                        | 90%                                           |
| Maharashtra | Satara              | 30                                      | 4198                     | (3.3)                                         | 141                                   | 544                                     | (13.0)                         | 99%                                                                      | 1003                                  | 135                                    | 423                                                | 57 (71)                                                 | 0.8                                                        | 91%                                                      | 85%                                        | 88%                                           |
| Maharashtra | Sindhudurg          | 9                                       | 1862                     | (3.0)                                         | 203                                   | 121                                     | (6.5)                          | 93%                                                                      | 253                                   | 110                                    | 88                                                 | 38 (48)                                                 | 1.0                                                        | 93%                                                      | 87%                                        | 87%                                           |
| Maharashtra | Solapur             | 32                                      | 7444                     | (4.8)                                         | 235                                   | 514                                     | (6.9)                          | 94%                                                                      | 822                                   | 104                                    | 402                                                | 51 (63)                                                 | 0.7                                                        | 91%                                                      | 86%                                        | 86%                                           |
| Maharashtra | Solapur Muni Corp   | 9                                       | 1598                     | (3.3)                                         | 172                                   | 266                                     | (16.6)                         | 93%                                                                      | 338                                   | 146                                    | 140                                                | 60 (75)                                                 | 0.7                                                        | 96%                                                      | 77%                                        | 77%                                           |
| Maharashtra | Thane               | 48                                      | 6011                     | (3.2)                                         | 126                                   | 872                                     | (14.5)                         | 101%                                                                     | 1711                                  | 143                                    | 723                                                | 60 (76)                                                 | 0.8                                                        | 93%                                                      | 87%                                        | 90%                                           |
| Maharashtra | Thane Muni Corp     | 13                                      | 2350                     | (3.0)                                         | 175                                   | 420                                     | (17.9)                         | 92%                                                                      | 690                                   | 206                                    | 211                                                | 63 (79)                                                 | 0.6                                                        | 91%                                                      | 87%                                        | 87%                                           |
| Maharashtra | Ulhasnagar Mun Corp | 5                                       | 792                      | (3.8)                                         | 158                                   | 208                                     | (26.3)                         | 90%                                                                      | 196                                   | 156                                    | 83                                                 | 66 (83)                                                 | 0.6                                                        | 93%                                                      |                                            |                                               |
| Maharashtra | Wardha              | 13                                      | 2100                     | (2.7)                                         | 161                                   | 200                                     | (9.5)                          | 91%                                                                      | 508                                   | 155                                    | 200                                                | 61 (76)                                                 | 0.9                                                        | 92%                                                      | 87%                                        | 87%                                           |
| Maharashtra | Washim              | 11                                      | 1339                     | (2.3)                                         | 124                                   | 131                                     | (9.8)                          | 98%                                                                      | 374                                   | 138                                    | 117                                                | 43 (54)                                                 | 1.3                                                        | 93%                                                      |                                            |                                               |
| Maharashtra | Yavatmal            | 26                                      | 3408                     | (2.1)                                         | 130                                   | 444                                     | (13.0)                         | 93%                                                                      | 808                                   | 124                                    | 282                                                | 43 (54)                                                 | 1.1                                                        | 86%                                                      | 81%                                        | 83%                                           |
| Manipur     | Bishnupur           | 2                                       | 228                      | (2.2)                                         | 102                                   | 36                                      | (15.8)                         | 94%                                                                      | 147                                   | 264                                    | 40                                                 | 72 (96)                                                 | 1.5                                                        | 94%                                                      | 89%                                        | 91%                                           |
| Manipur     | Chandel             | 1.3                                     | 212                      | (7.5)                                         | 160                                   | 13                                      | (6.1)                          | 100%                                                                     | 50                                    | 151                                    | 13                                                 | 39 (52)                                                 | 1.2                                                        | 93%                                                      | 88%                                        | 88%                                           |
| Manipur     | Churachandpur       | 2                                       | 477                      | (1.7)                                         | 193                                   | 47                                      | (9.9)                          | 100%                                                                     | 178                                   | 288                                    | 47                                                 | 76 (101)                                                | 1.3                                                        | 74%                                                      | 84%                                        | 88%                                           |
| Manipur     | Imphal East         | 4                                       | 332                      | (2.9)                                         | 78                                    | 40                                      | (12.0)                         | 100%                                                                     | 213                                   | 200                                    | 40                                                 | 38 (50)                                                 | 2.3                                                        | 91%                                                      | 76%                                        | 76%                                           |
| Manipur     | Imphal West         | 5                                       | 1004                     | (6.9)                                         | 211                                   | 87                                      | (8.7)                          | 99%                                                                      | 220                                   | 185                                    | 70                                                 | 59 (79)                                                 | 1.0                                                        | 94%                                                      | 85%                                        | 85%                                           |
| Manipur     | Senapati            | 4                                       | 280                      | (2.7)                                         | 68                                    | 33                                      | (11.8)                         | 100%                                                                     | 90                                    | 88                                     | 33                                                 | 32 (43)                                                 | 0.8                                                        | 97%                                                      | 85%                                        | 85%                                           |
| Manipur     | Tamenglong          | 1.2                                     | 104                      | (2.0)                                         | 86                                    | 7                                       | (6.7)                          | 100%                                                                     | 16                                    | 53                                     | 6                                                  | 20 (27)                                                 | 0.8                                                        | 89%                                                      | 100%                                       | 100%                                          |
| Manipur     | Thoubal             | 4                                       | 302                      | (2.5)                                         | 76                                    | 47                                      | (15.6)                         | 100%                                                                     | 147                                   | 148                                    | 40                                                 | 40 (54)                                                 | 1.5                                                        | 90%                                                      | 81%                                        | 81%                                           |
| Manipur     | Ukhrul              | 1.5                                     | 182                      | (8.7)                                         | 119                                   | 17                                      | (9.3)                          | 100%                                                                     | 66                                    | 173                                    | 17                                                 | 45 (59)                                                 | 0.7                                                        | 100%                                                     | 84%                                        | 84%                                           |
| Meghalaya   | E Khasi Hills&Ri B  | 9                                       | 1050                     | (3.4)                                         | 114                                   | 163                                     | (15.5)                         | 100%                                                                     | 394                                   | 171                                    | 117                                                | 51 (68)                                                 | 0.6                                                        | 84%                                                      |                                            |                                               |
| Meghalaya   | East Garo Hills     | 3                                       | 195                      | (2.7)                                         | 73                                    | 34                                      | (17.4)                         | 100%                                                                     | 58                                    | 87                                     | 27                                                 | 40 (54)                                                 | 0.6                                                        | 75%                                                      |                                            |                                               |
| Meghalaya   | Jaintia Hills       | 3                                       | 272                      | (2.0)                                         | 85                                    | 33                                      | (12.1)                         | 100%                                                                     | 67                                    | 84                                     | 33                                                 | 41 (55)                                                 | 0.7                                                        | 68%                                                      |                                            |                                               |
| Meghalaya   | W & S Garo Hills    | 7                                       | 610                      | (1.6)                                         | 92                                    | 126                                     | (20.7)                         | 100%                                                                     | 177                                   | 106                                    | 87                                                 | 52 (70)                                                 | 0.4                                                        | 72%                                                      |                                            |                                               |
| Meghalaya   | West Khasi Hills    | 3                                       | 450                      | (2.1)                                         | 141                                   | 78                                      | (17.3)                         | 99%                                                                      | 35                                    | 44                                     | 14                                                 | 18 (23)                                                 | 0.3                                                        | 100%                                                     |                                            |                                               |
| Mizoram     | Aizawl              | 4                                       | 331                      | (2.1)                                         | 90                                    | 79                                      | (23.9)                         | 92%                                                                      | 188                                   | 205                                    | 60                                                 | 65 (87)                                                 | 0.7                                                        | 92%                                                      |                                            |                                               |
| Mizoram     | Champhai            | 1.1                                     | 75                       | (1.9)                                         | 69                                    | 5                                       | (6.7)                          | 100%                                                                     | 32                                    | 117                                    | 8                                                  | 29 (39)                                                 | 1.4                                                        | 100%                                                     |                                            |                                               |
| Mizoram     | Kolasib             | 0.7                                     | 340                      | (2.4)                                         | 516                                   | 24                                      | (7.1)                          | 100%                                                                     | 65                                    | 395                                    | 17                                                 | 103 (138)                                               | 1.5                                                        | 92%                                                      |                                            |                                               |
| Mizoram     | Lawngtlai           | 0.8                                     | 41                       | (4.4)                                         | 52                                    | 8                                       | (19.5)                         | 100%                                                                     | 19                                    | 96                                     | 8                                                  | 41 (54)                                                 | 0.6                                                        | 67%                                                      |                                            |                                               |
| Mizoram     | Lunglei             | 1.5                                     | 285                      | (2.0)                                         | 192                                   | 43                                      | (15.1)                         | 100%                                                                     | 93                                    | 251                                    | 30                                                 | 81 (108)                                                | 1.4                                                        | 92%                                                      |                                            |                                               |
| Mizoram     | Mamit               | 0.7                                     | 87                       | (4.3)                                         | 129                                   | 9                                       | (10.3)                         | 100%                                                                     | 16                                    | 95                                     | 9                                                  | 54 (71)                                                 | 0.2                                                        | 75%                                                      |                                            |                                               |
| Mizoram     | Saiha               | 0.7                                     | 141                      | (12.6)                                        | 215                                   | 14                                      | (9.9)                          | 100%                                                                     | 58                                    | 353                                    | 9                                                  | 55 (73)                                                 | 1.9                                                        | 100%                                                     |                                            |                                               |

**Performance of RNTCP Case Detection (2004, first quarter), Smear Conversion (2003, fourth quarter) and Treatment Outcomes (2003, first quarter)**

| State    | District       | Population (in lakh) covered by RNTCP * | No. of suspects examined | % suspects examined out of total out-patients | Suspects examined per lakh population | No of Smear positive patients diagnosed | % of S+ve cases among suspects | Percentage smear positive patients living in the district placed on DOTS | Total patients initiated on treatment | Annualized total case detection rate † | New smear positive patients initiated on treatment | Annualized new smear positive case detection rate (%) † | Ratio of new smear negative to new smear positive patients | 3 month conversion rate of new smear positive patients § | Cure rate of new smear positive patients ¶ | Success rate of new smear positive patients ¶ |
|----------|----------------|-----------------------------------------|--------------------------|-----------------------------------------------|---------------------------------------|-----------------------------------------|--------------------------------|--------------------------------------------------------------------------|---------------------------------------|----------------------------------------|----------------------------------------------------|---------------------------------------------------------|------------------------------------------------------------|----------------------------------------------------------|--------------------------------------------|-----------------------------------------------|
| Mizoram  | Serchhip       | 0.6                                     | 117                      | (5.0)                                         | 195                                   | 5                                       | (4.3)                          | 100%                                                                     | 12                                    | 80                                     | 5                                                  | 33 (44)                                                 | 0.8                                                        | 100%                                                     |                                            |                                               |
| Nagaland | Kohima         | 4                                       | 439                      | (3.3)                                         | 120                                   | 27                                      | (6.2)                          | 96%                                                                      | 72                                    | 79                                     | 26                                                 | 29 (38)                                                 | <b>0.1</b>                                                 | <b>68%</b>                                               | <b>64%</b>                                 | <b>69%</b>                                    |
| Nagaland | Mokokchung     | 3                                       | 355                      | (2.4)                                         | 135                                   | 25                                      | (7.0)                          | 100%                                                                     | 62                                    | 94                                     | 25                                                 | 38 (51)                                                 | <b>0.2</b>                                                 | 100%                                                     | 100%                                       | 100%                                          |
| Nagaland | Mon            | 3                                       | 344                      | (4.9)                                         | 114                                   | 62                                      | (18.0)                         | <b>63%</b>                                                               | 82                                    | 109                                    | 39                                                 | 52 (69)                                                 | <b>0.3</b>                                                 | 90%                                                      | 88%                                        | 88%                                           |
| Nagaland | Phek           | 1.7                                     | 91                       | (25.9)                                        | 53                                    | 12                                      | (13.2)                         | 100%                                                                     | 23                                    | 53                                     | 12                                                 | 28 (37)                                                 | <b>0.0</b>                                                 | <b>38%</b>                                               | <b>40%</b>                                 | <b>40%</b>                                    |
| Nagaland | Tuensang       | 5                                       | 850                      | (5.6)                                         | 177                                   | 90                                      | (10.6)                         | <b>89%</b>                                                               | 215                                   | 179                                    | 81                                                 | 67 (90)                                                 | 0.6                                                        | 94%                                                      | 89%                                        | 89%                                           |
| Nagaland | Wokha          | 1.9                                     | 309                      | (11.0)                                        | 165                                   | 16                                      | (5.2)                          | 100%                                                                     | 28                                    | 60                                     | 12                                                 | 26 (34)                                                 | 1.0                                                        | 100%                                                     | 92%                                        | 92%                                           |
| Nagaland | Zunheboto      | 1.8                                     | 78                       | (4.5)                                         | 43                                    | 12                                      | (15.4)                         | 100%                                                                     | 28                                    | 62                                     | 12                                                 | 27 (36)                                                 | 0.8                                                        | 100%                                                     | <b>43%</b>                                 | <b>43%</b>                                    |
| Orissa   | Angul          | 12                                      | 1075                     | (1.3)                                         | 90                                    | 212                                     | (19.7)                         | <b>84%</b>                                                               | 275                                   | 92                                     | 136                                                | 46 (61)                                                 | <b>0.3</b>                                                 | <b>74%</b>                                               |                                            |                                               |
| Orissa   | Balangir       | 14                                      | 1471                     | (2.1)                                         | 105                                   | 261                                     | (17.7)                         | 100%                                                                     | 406                                   |                                        | 132                                                |                                                         | <b>1.5</b>                                                 |                                                          |                                            |                                               |
| Orissa   | Baleshwar      | 21                                      | 2564                     | (2.4)                                         | 121                                   | 347                                     | (13.5)                         | <b>86%</b>                                                               | 502                                   | 95                                     | 187                                                | 35 (47)                                                 | 0.8                                                        | <b>68%</b>                                               |                                            |                                               |
| Orissa   | Bargarh        | 14                                      | 832                      | (1.5)                                         | 59                                    | 195                                     | (23.4)                         | 99%                                                                      | 362                                   |                                        | 155                                                |                                                         | 0.9                                                        |                                                          |                                            |                                               |
| Orissa   | Baudh          | 4                                       | 580                      | (1.6)                                         | 149                                   | 69                                      | (11.9)                         | 97%                                                                      | 134                                   | 137                                    | 64                                                 | 66 (88)                                                 | 0.5                                                        | <b>81%</b>                                               |                                            |                                               |
| Orissa   | Bhadrak        | 14                                      | 855                      | (1.0)                                         | 61                                    | 84                                      | (9.8)                          | <b>87%</b>                                                               | 202                                   | 58                                     | 71                                                 | 20 (27)                                                 | 0.6                                                        | <b>72%</b>                                               |                                            |                                               |
| Orissa   | Cuttack        | 24                                      | 1886                     | (1.0)                                         | 77                                    | 341                                     | (18.1)                         | 100%                                                                     | 500                                   | 82                                     | 214                                                | 35 (47)                                                 | 0.5                                                        | <b>69%</b>                                               |                                            |                                               |
| Orissa   | Debagarh       | 3                                       | 300                      | (0.9)                                         | 105                                   | 27                                      | (9.0)                          | 92%                                                                      | 46                                    | 64                                     | 21                                                 | 29 (39)                                                 | 0.7                                                        | 92%                                                      | 90%                                        | 93%                                           |
| Orissa   | Dhenkanal      | 11                                      | 1129                     | (1.4)                                         | 101                                   | 169                                     | (15.0)                         | 100%                                                                     | 344                                   | 123                                    | 145                                                | 52 (69)                                                 | 1.0                                                        | <b>76%</b>                                               |                                            |                                               |
| Orissa   | Gajapati       | 5                                       | 711                      | (2.0)                                         | 131                                   | 135                                     | (19.0)                         | 92%                                                                      | 230                                   | 170                                    | 86                                                 | 63 (85)                                                 | 1.0                                                        | <b>76%</b>                                               | <b>68%</b>                                 | 80%                                           |
| Orissa   | Ganjam         | 33                                      | 1552                     | (2.1)                                         | 47                                    | 475                                     | (30.6)                         | 97%                                                                      | 582                                   |                                        | 268                                                |                                                         | 0.5                                                        |                                                          |                                            |                                               |
| Orissa   | Jagatsinghapur | 11                                      | 740                      | (0.9)                                         | 67                                    | 70                                      | (9.5)                          | 100%                                                                     | 140                                   | 51                                     | 63                                                 | 23 (30)                                                 | 0.4                                                        | <b>74%</b>                                               |                                            |                                               |
| Orissa   | Jajapur        | 17                                      | 985                      | (1.1)                                         | 58                                    | 96                                      | (9.7)                          | 100%                                                                     | 215                                   |                                        | 96                                                 |                                                         | 0.4                                                        |                                                          |                                            |                                               |
| Orissa   | Jharsuguda     | 5                                       | 668                      | (1.3)                                         | 126                                   | 81                                      | (12.1)                         | <b>88%</b>                                                               | 159                                   | 120                                    | 65                                                 | 49 (65)                                                 | 0.8                                                        | 96%                                                      | 89%                                        | 89%                                           |
| Orissa   | Kalahandi      | 14                                      | 2196                     | (2.3)                                         | 157                                   | 413                                     | (18.8)                         | 91%                                                                      | 521                                   | 149                                    | 312                                                | 89 (119)                                                | <b>0.3</b>                                                 | 89%                                                      | 87%                                        | 88%                                           |
| Orissa   | Kandhamal      | 7                                       | 1154                     | (1.9)                                         | 170                                   | 182                                     | (15.8)                         | 93%                                                                      | 199                                   | 118                                    | 119                                                | 70 (94)                                                 | <b>0.2</b>                                                 | 86%                                                      | <b>77%</b>                                 | 85%                                           |
| Orissa   | Kendrapara     | 14                                      | 794                      | (1.0)                                         | 58                                    | 67                                      | (8.4)                          | 100%                                                                     | 184                                   | 54                                     | 52                                                 | 15 (20)                                                 | 1.2                                                        | 95%                                                      |                                            |                                               |
| Orissa   | Kendujhar      | 16                                      | 2649                     | (2.7)                                         | 162                                   | 300                                     | (11.3)                         | 93%                                                                      | 507                                   | 124                                    | 230                                                | 56 (75)                                                 | 0.6                                                        | 91%                                                      | 86%                                        | 88%                                           |
| Orissa   | Khordha        | 11                                      | 294                      | (0.7)                                         | 27                                    | 35                                      | (11.9)                         | 100%                                                                     | 59                                    |                                        | 24                                                 |                                                         | 0.8                                                        |                                                          |                                            |                                               |
| Orissa   | Koraput        | 12                                      | 1636                     | (3.5)                                         | 133                                   | 252                                     | (15.4)                         | <b>77%</b>                                                               | 307                                   | 100                                    | 169                                                | 55 (73)                                                 | <b>0.3</b>                                                 | 93%                                                      | 88%                                        | 89%                                           |
| Orissa   | Malkangiri     | 5                                       | 721                      | (2.8)                                         | 144                                   | 134                                     | (18.6)                         | <b>76%</b>                                                               | 149                                   | 119                                    | 91                                                 | 73 (97)                                                 | <b>0.3</b>                                                 | <b>76%</b>                                               | 80%                                        | 80%                                           |
| Orissa   | Mayurbhanj     | 23                                      | 3333                     | (2.0)                                         | 144                                   | 590                                     | (17.7)                         | 92%                                                                      | 1066                                  | 184                                    | 483                                                | 83 (111)                                                | 0.8                                                        | 88%                                                      | 83%                                        | 87%                                           |
| Orissa   | Nabarangapur   | 11                                      | 161                      | (0.4)                                         | 15                                    | 159                                     | (98.8)                         | <b>1%</b>                                                                | 237                                   | 89                                     | 123                                                | 46 (62)                                                 | 0.6                                                        | 90%                                                      | 88%                                        | 88%                                           |
| Orissa   | Nayagarh       | 9                                       | 232                      | (0.6)                                         | 26                                    | 18                                      | (7.8)                          | <b>61%</b>                                                               | 10                                    |                                        | 1                                                  |                                                         | <b>4.0</b>                                                 |                                                          |                                            |                                               |
| Orissa   | Nuapada        | 6                                       | 501                      | (1.2)                                         | 90                                    | 95                                      | (19.0)                         | <b>78%</b>                                                               | 186                                   | 134                                    | 73                                                 | 53 (70)                                                 | 0.9                                                        | <b>62%</b>                                               | <b>40%</b>                                 | <b>64%</b>                                    |
| Orissa   | Puri           | 16                                      | 1744                     | (1.2)                                         | 111                                   | 0                                       | (0.0)                          | 96%                                                                      | 292                                   | 75                                     | 112                                                | 29 (38)                                                 | 0.5                                                        | <b>76%</b>                                               |                                            |                                               |

**Performance of RNTCP Case Detection (2004, first quarter), Smear Conversion (2003, fourth quarter) and Treatment Outcomes (2003, first quarter)**

| State       | District        | Population (in lakh) covered by RNTCP * | No. of suspects examined | % suspects examined out of total out-patients | Suspects examined per lakh population | No of Smear positive patients diagnosed | % of S+ve cases among suspects | Percentage smear positive patients living in the district placed on DOTS | Total patients initiated on treatment | Annualized total case detection rate † | New smear positive patients initiated on treatment | Annualized new smear positive case detection rate (%) † | Ratio of new smear negative to new smear positive patients | 3 month conversion rate of new smear positive patients § | Cure rate of new smear positive patients ¶ | Success rate of new smear positive patients ¶ |
|-------------|-----------------|-----------------------------------------|--------------------------|-----------------------------------------------|---------------------------------------|-----------------------------------------|--------------------------------|--------------------------------------------------------------------------|---------------------------------------|----------------------------------------|----------------------------------------------------|---------------------------------------------------------|------------------------------------------------------------|----------------------------------------------------------|--------------------------------------------|-----------------------------------------------|
| Orissa      | Rayagada        | 9                                       | 1533                     | (2.4)                                         | 178                                   | 250                                     | (16.3)                         | 89%                                                                      | 315                                   | 146                                    | 195                                                | 91 (121)                                                | 0.3                                                        | 92%                                                      | 89%                                        | 89%                                           |
| Orissa      | Sambalpur       | 10                                      | 1781                     | (1.3)                                         | 183                                   | 232                                     | (13.0)                         | 86%                                                                      | 304                                   | 125                                    | 129                                                | 53 (71)                                                 | 0.7                                                        | 85%                                                      | 74%                                        | 86%                                           |
| Orissa      | Sonapur         | 6                                       | 230                      | (1.4)                                         | 41                                    | 43                                      | (18.7)                         | 100%                                                                     | 24                                    |                                        | 10                                                 |                                                         | 0.9                                                        |                                                          |                                            |                                               |
| Orissa      | Sundargarh      | 19                                      | 3687                     | (2.6)                                         | 193                                   | 456                                     | (12.4)                         | 86%                                                                      | 770                                   | 161                                    | 331                                                | 69 (92)                                                 | 0.7                                                        | 91%                                                      | 86%                                        | 87%                                           |
| Pondicherry | Pondicherry     | 10                                      | 1720                     | (1.2)                                         | 167                                   | 127                                     | (7.4)                          | 100%                                                                     | 132                                   |                                        | 61                                                 |                                                         | 0.6                                                        |                                                          |                                            |                                               |
| Punjab      | Amritsar        | 32                                      | 3134                     | (2.1)                                         | 97                                    | 728                                     | (23.2)                         | 92%                                                                      | 1065                                  | 131                                    | 423                                                | 52 (55)                                                 | 0.6                                                        | 93%                                                      | 84%                                        | 88%                                           |
| Punjab      | Bathinda        | 12                                      | 1658                     | (1.6)                                         | 133                                   | 218                                     | (13.1)                         | 89%                                                                      | 349                                   | 112                                    | 124                                                | 40 (42)                                                 | 0.8                                                        | 91%                                                      | 81%                                        | 85%                                           |
| Punjab      | Fatehgarh Sahib | 6                                       | 499                      | (0.9)                                         | 88                                    | 57                                      | (11.4)                         | 96%                                                                      | 157                                   | 110                                    | 53                                                 | 37 (39)                                                 | 0.7                                                        | 94%                                                      | 80%                                        | 80%                                           |
| Punjab      | Hoshiarpur      | 16                                      | 2397                     | (2.0)                                         | 154                                   | 308                                     | (12.8)                         | 90%                                                                      | 373                                   | 96                                     | 164                                                | 42 (44)                                                 | 0.4                                                        | 92%                                                      | 84%                                        | 84%                                           |
| Punjab      | Ludhiana        | 32                                      | 3794                     | (2.2)                                         | 119                                   | 513                                     | (13.5)                         | 88%                                                                      | 1081                                  | 135                                    | 374                                                | 47 (49)                                                 | 1.1                                                        | 92%                                                      | 81%                                        | 84%                                           |
| Punjab      | Nawanshahr      | 6                                       | 524                      | (1.7)                                         | 85                                    | 55                                      | (10.5)                         | 92%                                                                      | 135                                   | 87                                     | 44                                                 | 28 (30)                                                 | 1.1                                                        | 80%                                                      | 78%                                        | 83%                                           |
| Punjab      | Patiala         | 19                                      | 3175                     | (2.1)                                         | 164                                   | 304                                     | (9.6)                          | 97%                                                                      | 566                                   | 117                                    | 203                                                | 42 (44)                                                 | 0.6                                                        | 92%                                                      | 86%                                        | 88%                                           |
| Punjab      | Rupnagar        | 12                                      | 2183                     | (1.6)                                         | 186                                   | 181                                     | (8.3)                          | 92%                                                                      | 314                                   | 107                                    | 126                                                | 43 (45)                                                 | 0.6                                                        | 91%                                                      | 85%                                        | 85%                                           |
| Punjab      | Sangrur         | 21                                      | 2147                     | (1.5)                                         | 102                                   | 231                                     | (10.8)                         | 93%                                                                      | 458                                   | 87                                     | 172                                                | 33 (34)                                                 | 0.9                                                        | 88%                                                      | 86%                                        | 86%                                           |
| Rajasthan   | Ajmer           | 24                                      | 3422                     | (2.4)                                         | 146                                   | 932                                     | (27.2)                         | 84%                                                                      | 1238                                  | 211                                    | 426                                                | 73 (91)                                                 | 1.0                                                        | 92%                                                      | 85%                                        | 85%                                           |
| Rajasthan   | Alwar           | 32                                      | 3810                     | (2.4)                                         | 118                                   | 630                                     | (16.5)                         | 85%                                                                      | 1153                                  | 143                                    | 370                                                | 46 (57)                                                 | 1.3                                                        | 91%                                                      | 82%                                        | 83%                                           |
| Rajasthan   | Banswara        | 16                                      | 2228                     | (2.6)                                         | 138                                   | 454                                     | (20.4)                         | 97%                                                                      | 652                                   | 161                                    | 295                                                | 73 (91)                                                 | 0.6                                                        | 93%                                                      | 87%                                        | 93%                                           |
| Rajasthan   | Baran           | 11                                      | 1772                     | (2.3)                                         | 161                                   | 370                                     | (20.9)                         | 88%                                                                      | 538                                   | 195                                    | 229                                                | 83 (104)                                                | 0.6                                                        | 93%                                                      | 86%                                        | 88%                                           |
| Rajasthan   | Barmer          | 21                                      | 2975                     | (3.5)                                         | 141                                   | 381                                     | (12.8)                         | 99%                                                                      | 692                                   | 131                                    | 274                                                | 52 (65)                                                 | 1.1                                                        | 93%                                                      | 87%                                        | 87%                                           |
| Rajasthan   | Bharatpur       | 23                                      | 2844                     | (2.6)                                         | 126                                   | 493                                     | (17.3)                         | 84%                                                                      | 705                                   | 125                                    | 257                                                | 45 (57)                                                 | 0.9                                                        | 88%                                                      | 85%                                        | 86%                                           |
| Rajasthan   | Bhilwara        | 22                                      | 4349                     | (3.2)                                         | 201                                   | 735                                     | (16.9)                         | 97%                                                                      | 1101                                  | 203                                    | 406                                                | 75 (94)                                                 | 0.8                                                        | 96%                                                      | 88%                                        | 88%                                           |
| Rajasthan   | Bikaner         | 20                                      | 1790                     | (2.5)                                         | 88                                    | 370                                     | (20.7)                         | 98%                                                                      | 657                                   | 129                                    | 238                                                | 47 (58)                                                 | 0.7                                                        | 91%                                                      | 85%                                        | 86%                                           |
| Rajasthan   | Bundi           | 10                                      | 1198                     | (2.9)                                         | 116                                   | 191                                     | (15.9)                         | 93%                                                                      | 335                                   | 129                                    | 118                                                | 46 (57)                                                 | 1.1                                                        | 95%                                                      | 87%                                        | 89%                                           |
| Rajasthan   | Chittaurgarh    | 19                                      | 2741                     | (2.7)                                         | 141                                   | 453                                     | (16.5)                         | 92%                                                                      | 662                                   | 136                                    | 281                                                | 58 (72)                                                 | 0.5                                                        | 92%                                                      | 88%                                        | 90%                                           |
| Rajasthan   | Churu           | 18                                      | 1813                     | (1.9)                                         | 99                                    | 410                                     | (22.6)                         | 98%                                                                      | 813                                   | 178                                    | 266                                                | 58 (73)                                                 | 0.9                                                        | 94%                                                      | 82%                                        | 82%                                           |
| Rajasthan   | Dausa           | 14                                      | 2163                     | (2.6)                                         | 152                                   | 370                                     | (17.1)                         | 95%                                                                      | 535                                   | 151                                    | 189                                                | 53 (67)                                                 | 0.8                                                        | 94%                                                      | 90%                                        | 92%                                           |
| Rajasthan   | Dhaulpur        | 11                                      | 1250                     | (2.5)                                         | 118                                   | 215                                     | (17.2)                         | 85%                                                                      | 346                                   | 131                                    | 98                                                 | 37 (46)                                                 | 1.4                                                        | 90%                                                      | 83%                                        | 84%                                           |
| Rajasthan   | Dungarpur       | 12                                      | 1256                     | (2.7)                                         | 105                                   | 408                                     | (32.5)                         | 86%                                                                      | 563                                   | 189                                    | 241                                                | 81 (101)                                                | 0.8                                                        | 90%                                                      | 88%                                        | 90%                                           |
| Rajasthan   | Ganganagar      | 19                                      | 2222                     | (3.2)                                         | 115                                   | 402                                     | (18.1)                         | 77%                                                                      | 637                                   | 132                                    | 212                                                | 44 (55)                                                 | 1.1                                                        | 95%                                                      | 89%                                        | 90%                                           |
| Rajasthan   | Hanumangarh     | 16                                      | 2912                     | (3.1)                                         | 178                                   | 571                                     | (19.6)                         | 89%                                                                      | 739                                   | 181                                    | 307                                                | 75 (94)                                                 | 0.5                                                        | 92%                                                      | 85%                                        | 86%                                           |
| Rajasthan   | Jaipur          | 57                                      | 11990                    | (3.0)                                         | 212                                   | 2258                                    | (18.8)                         | 94%                                                                      | 2700                                  | 191                                    | 853                                                | 60 (75)                                                 | 1.0                                                        | 92%                                                      | 87%                                        | 87%                                           |
| Rajasthan   | Jaisalmer       | 5                                       | 803                      | (2.1)                                         | 147                                   | 103                                     | (12.8)                         | 93%                                                                      | 181                                   | 132                                    | 75                                                 | 55 (68)                                                 | 0.6                                                        | 96%                                                      | 88%                                        | 90%                                           |
| Rajasthan   | Jalore          | 16                                      | 1431                     | (2.9)                                         | 92                                    | 248                                     | (17.3)                         | 95%                                                                      | 402                                   | 103                                    | 137                                                | 35 (44)                                                 | 1.1                                                        | 92%                                                      | 84%                                        | 84%                                           |
| Rajasthan   | Jhalawar        | 13                                      | 1612                     | (2.5)                                         | 127                                   | 290                                     | (18.0)                         | 91%                                                                      | 422                                   | 133                                    | 155                                                | 49 (61)                                                 | 0.9                                                        | 90%                                                      | 82%                                        | 83%                                           |

**Performance of RNTCP Case Detection (2004, first quarter), Smear Conversion (2003, fourth quarter) and Treatment Outcomes (2003, first quarter)**

| State      | District       | Population (in lakh) covered by RNTCP * | No. of suspects examined | % suspects examined out of total out-patients | Suspects examined per lakh population | No of Smear positive patients diagnosed | % of S+ve cases among suspects | Percentage smear positive patients living in the district placed on DOTS | Total patients initiated on treatment | Annualized total case detection rate † | New smear positive patients initiated on treatment | Annualized new smear positive case detection rate (%) † | Ratio of new smear negative to new smear positive patients | 3 month conversion rate of new smear positive patients § | Cure rate of new smear positive patients ¶ | Success rate of new smear positive patients ¶ |
|------------|----------------|-----------------------------------------|--------------------------|-----------------------------------------------|---------------------------------------|-----------------------------------------|--------------------------------|--------------------------------------------------------------------------|---------------------------------------|----------------------------------------|----------------------------------------------------|---------------------------------------------------------|------------------------------------------------------------|----------------------------------------------------------|--------------------------------------------|-----------------------------------------------|
| Rajasthan  | Jhunjhunun     | 21                                      | 2149                     | (2.6)                                         | 104                                   | 410                                     | (19.1)                         | 85%                                                                      | 618                                   | 120                                    | 221                                                | 43 (54)                                                 | 0.9                                                        | 94%                                                      | 89%                                        | 89%                                           |
| Rajasthan  | Jodhpur        | 31                                      | 3439                     | (2.5)                                         | 111                                   | 628                                     | (18.3)                         | 81%                                                                      | 967                                   | 125                                    | 380                                                | 49 (61)                                                 | 1.1                                                        | 95%                                                      | 84%                                        | 84%                                           |
| Rajasthan  | Karauli        | 13                                      | 2299                     | (2.7)                                         | 177                                   | 369                                     | (16.1)                         | 96%                                                                      | 563                                   | 173                                    | 235                                                | 72 (90)                                                 | 0.8                                                        | 97%                                                      | 89%                                        | 89%                                           |
| Rajasthan  | Kota           | 17                                      | 2612                     | (2.6)                                         | 155                                   | 415                                     | (15.9)                         | 94%                                                                      | 660                                   | 156                                    | 264                                                | 62 (78)                                                 | 0.8                                                        | 95%                                                      | 91%                                        | 91%                                           |
| Rajasthan  | Nagaur         | 30                                      | 4294                     | (2.6)                                         | 144                                   | 462                                     | (10.8)                         | 93%                                                                      | 909                                   | 122                                    | 303                                                | 41 (51)                                                 | 1.2                                                        | 93%                                                      | 87%                                        | 90%                                           |
| Rajasthan  | Pali           | 20                                      | 2280                     | (2.5)                                         | 116                                   | 481                                     | (21.1)                         | 96%                                                                      | 876                                   | 179                                    | 319                                                | 65 (81)                                                 | 1.1                                                        | 93%                                                      | 90%                                        | 90%                                           |
| Rajasthan  | Rajsamand      | 11                                      | 1174                     | (2.5)                                         | 110                                   | 202                                     | (17.2)                         | 92%                                                                      | 441                                   | 166                                    | 159                                                | 60 (75)                                                 | 0.9                                                        | 91%                                                      | 82%                                        | 83%                                           |
| Rajasthan  | Sawai Madhopur | 12                                      | 2447                     | (3.1)                                         | 203                                   | 417                                     | (17.0)                         | 93%                                                                      | 555                                   | 185                                    | 222                                                | 74 (92)                                                 | 0.5                                                        | 94%                                                      | 87%                                        | 89%                                           |
| Rajasthan  | Sikar          | 25                                      | 2797                     | (2.3)                                         | 113                                   | 483                                     | (17.3)                         | 97%                                                                      | 842                                   | 137                                    | 271                                                | 44 (55)                                                 | 1.1                                                        | 95%                                                      | 90%                                        | 90%                                           |
| Rajasthan  | Sirohi         | 9                                       | 1004                     | (2.1)                                         | 110                                   | 235                                     | (23.4)                         | 92%                                                                      | 342                                   | 149                                    | 142                                                | 62 (77)                                                 | 0.8                                                        | 93%                                                      | 83%                                        | 83%                                           |
| Rajasthan  | Tonk           | 13                                      | 2497                     | (3.7)                                         | 191                                   | 537                                     | (21.5)                         | 88%                                                                      | 747                                   | 229                                    | 306                                                | 94 (117)                                                | 0.7                                                        | 92%                                                      | 86%                                        | 90%                                           |
| Rajasthan  | Udaipur        | 28                                      | 4004                     | (2.5)                                         | 141                                   | 791                                     | (19.8)                         | 97%                                                                      | 1392                                  | 196                                    | 574                                                | 81 (101)                                                | 0.7                                                        | 85%                                                      | 82%                                        | 87%                                           |
| Sikkim     | East           | 3                                       | 974                      | (2.8)                                         | 365                                   | 111                                     | (11.4)                         | 89%                                                                      | 170                                   | 255                                    | 52                                                 | 78 (104)                                                | 0.6                                                        | 89%                                                      | 85%                                        | 85%                                           |
| Sikkim     | North          | 0.4                                     | 55                       | (1.9)                                         | 123                                   | 11                                      | (20.0)                         | 100%                                                                     | 25                                    | 224                                    | 11                                                 | 99 (131)                                                | 0.4                                                        | 88%                                                      | 90%                                        | 90%                                           |
| Sikkim     | South          | 1.4                                     | 392                      | (2.0)                                         | 274                                   | 60                                      | (15.3)                         | 96%                                                                      | 102                                   | 285                                    | 37                                                 | 103 (138)                                               | 0.7                                                        | 100%                                                     | 84%                                        | 84%                                           |
| Sikkim     | West           | 1.3                                     | 229                      | (2.4)                                         | 171                                   | 30                                      | (13.1)                         | 100%                                                                     | 67                                    | 200                                    | 30                                                 | 89 (119)                                                | 0.5                                                        | 92%                                                      | 89%                                        | 89%                                           |
| Tamil Nadu | Chennai        | 44                                      | 11216                    | (4.1)                                         | 258                                   | 1240                                    | (11.1)                         | 100%                                                                     | 1859                                  | 171                                    | 647                                                | 59 (79)                                                 | 0.8                                                        | 94%                                                      | 87%                                        | 87%                                           |
| Tamil Nadu | Coimbatore     | 44                                      | 10253                    | (2.1)                                         | 235                                   | 882                                     | (8.6)                          | 99%                                                                      | 1302                                  | 119                                    | 662                                                | 61 (81)                                                 | 0.5                                                        | 94%                                                      | 90%                                        | 90%                                           |
| Tamil Nadu | Cuddalore      | 24                                      | 7968                     | (1.9)                                         | 338                                   | 500                                     | (6.3)                          | 90%                                                                      | 906                                   | 154                                    | 336                                                | 57 (76)                                                 | 1.0                                                        | 92%                                                      | 87%                                        | 87%                                           |
| Tamil Nadu | Dharmapuri     | 29                                      | 7348                     | (1.5)                                         | 251                                   | 526                                     | (7.2)                          | 91%                                                                      | 828                                   | 113                                    | 387                                                | 53 (71)                                                 | 0.5                                                        | 95%                                                      | 85%                                        | 85%                                           |
| Tamil Nadu | Dindigul       | 20                                      | 6475                     | (2.3)                                         | 327                                   | 543                                     | (8.4)                          | 99%                                                                      | 1013                                  | 205                                    | 413                                                | 83 (111)                                                | 0.9                                                        | 92%                                                      | 89%                                        | 90%                                           |
| Tamil Nadu | Erode          | 27                                      | 6825                     | (1.5)                                         | 257                                   | 550                                     | (8.1)                          | 96%                                                                      | 775                                   | 117                                    | 387                                                | 58 (78)                                                 | 0.6                                                        | 92%                                                      | 89%                                        | 89%                                           |
| Tamil Nadu | Kancheepuram   | 30                                      | 5318                     | (2.8)                                         | 179                                   | 531                                     | (10.0)                         | 98%                                                                      | 1358                                  | 183                                    | 541                                                | 73 (97)                                                 | 0.6                                                        | 96%                                                      | 90%                                        | 90%                                           |
| Tamil Nadu | Kanniyakumari  | 17                                      | 4399                     | (3.2)                                         | 255                                   | 466                                     | (10.6)                         | 97%                                                                      | 473                                   | 110                                    | 260                                                | 60 (80)                                                 | 0.8                                                        | 97%                                                      | 94%                                        | 94%                                           |
| Tamil Nadu | Karur          | 10                                      | 2497                     | (2.2)                                         | 259                                   | 210                                     | (8.4)                          | 79%                                                                      | 369                                   | 153                                    | 172                                                | 71 (95)                                                 | 0.8                                                        | 94%                                                      | 87%                                        | 91%                                           |
| Tamil Nadu | Madurai        | 26                                      | 5770                     | (1.9)                                         | 218                                   | 586                                     | (10.2)                         | 94%                                                                      | 1154                                  | 175                                    | 400                                                | 60 (81)                                                 | 1.4                                                        | 93%                                                      | 87%                                        | 87%                                           |
| Tamil Nadu | Nagapattinam   | 15                                      | 3002                     | (2.4)                                         | 196                                   | 168                                     | (5.6)                          | 99%                                                                      | 472                                   | 123                                    | 170                                                | 44 (59)                                                 | 1.2                                                        | 91%                                                      | 83%                                        | 83%                                           |
| Tamil Nadu | Namakkal       | 15                                      | 4189                     | (1.7)                                         | 271                                   | 305                                     | (7.3)                          | 100%                                                                     | 600                                   | 155                                    | 221                                                | 57 (76)                                                 | 1.0                                                        | 93%                                                      | 88%                                        | 88%                                           |
| Tamil Nadu | Perambalur     | 12                                      | 2572                     | (2.0)                                         | 211                                   | 246                                     | (9.6)                          | 100%                                                                     | 361                                   | 118                                    | 178                                                | 58 (78)                                                 | 0.5                                                        | 93%                                                      | 88%                                        | 88%                                           |
| Tamil Nadu | Pudukkottai    | 15                                      | 3577                     | (2.2)                                         | 239                                   | 367                                     | (10.3)                         | 99%                                                                      | 558                                   | 149                                    | 276                                                | 74 (98)                                                 | 0.7                                                        | 90%                                                      | 85%                                        | 85%                                           |
| Tamil Nadu | Ramanathapuram | 12                                      | 2533                     | (3.2)                                         | 207                                   | 232                                     | (9.2)                          | 88%                                                                      | 472                                   | 155                                    | 195                                                | 64 (85)                                                 | 1.0                                                        | 93%                                                      | 87%                                        | 87%                                           |
| Tamil Nadu | Salem          | 31                                      | 7813                     | (3.5)                                         | 253                                   | 581                                     | (7.4)                          | 100%                                                                     | 1144                                  | 148                                    | 355                                                | 46 (61)                                                 | 1.2                                                        | 93%                                                      | 88%                                        | 88%                                           |
| Tamil Nadu | Sivaganga      | 12                                      | 1894                     | (2.3)                                         | 159                                   | 182                                     | (9.6)                          | 99%                                                                      | 421                                   | 142                                    | 178                                                | 60 (80)                                                 | 0.9                                                        | 91%                                                      | 89%                                        | 90%                                           |
| Tamil Nadu | Thanjavur      | 23                                      | 7037                     | (4.3)                                         | 309                                   | 539                                     | (7.7)                          | 97%                                                                      | 835                                   | 147                                    | 330                                                | 58 (77)                                                 | 0.9                                                        | 92%                                                      | 91%                                        | 91%                                           |

**Performance of RNTCP Case Detection (2004, first quarter), Smear Conversion (2003, fourth quarter) and Treatment Outcomes (2003, first quarter)**

| State         | District          | Population (in lakh) covered by RNTCP * | No. of suspects examined | % suspects examined out of total out-patients | Suspects examined per lakh population | No of Smear positive patients diagnosed | % of S+ve cases among suspects | Percentage smear positive patients living in the district placed on DOTS | Total patients initiated on treatment | Annualized total case detection rate † | New smear positive patients initiated on treatment | Annualized new smear positive case detection rate (%) † | Ratio of new smear negative to new smear positive patients | 3 month conversion rate of new smear positive patients § | Cure rate of new smear positive patients ¶ | Success rate of new smear positive patients ¶ |
|---------------|-------------------|-----------------------------------------|--------------------------|-----------------------------------------------|---------------------------------------|-----------------------------------------|--------------------------------|--------------------------------------------------------------------------|---------------------------------------|----------------------------------------|----------------------------------------------------|---------------------------------------------------------|------------------------------------------------------------|----------------------------------------------------------|--------------------------------------------|-----------------------------------------------|
| Tamil Nadu    | The Nilgiris      | 8                                       | 1307                     | (2.4)                                         | 166                                   | 106                                     | (8.1)                          | 100%                                                                     | 188                                   | 95                                     | 97                                                 | 49 (66)                                                 | 0.5                                                        | 93%                                                      | 95%                                        | 95%                                           |
| Tamil Nadu    | Theni             | 11                                      | 3425                     | (2.3)                                         | 303                                   | 257                                     | (7.5)                          | 92%                                                                      | 560                                   | 198                                    | 190                                                | 67 (90)                                                 | 1.4                                                        | 91%                                                      | 89%                                        | 89%                                           |
| Tamil Nadu    | Thiruvallur       | 28                                      | 5385                     | (1.5)                                         | 190                                   | 649                                     | (12.1)                         | 87%                                                                      | 1103                                  | 156                                    | 424                                                | 60 (80)                                                 | 0.7                                                        | 93%                                                      | 86%                                        | 86%                                           |
| Tamil Nadu    | Thiruvaurur       | 12                                      | 2623                     | (2.4)                                         | 218                                   | 252                                     | (9.6)                          | 96%                                                                      | 416                                   | 138                                    | 175                                                | 58 (78)                                                 | 0.7                                                        | 94%                                                      | 86%                                        | 86%                                           |
| Tamil Nadu    | Tiruchirappalli   | 25                                      | 5438                     | (2.5)                                         | 221                                   | 604                                     | (11.1)                         | 98%                                                                      | 868                                   | 141                                    | 385                                                | 62 (83)                                                 | 0.8                                                        | 93%                                                      | 90%                                        | 90%                                           |
| Tamil Nadu    | Tirunelveli       | 29                                      | 6047                     | (2.1)                                         | 209                                   | 618                                     | (10.2)                         | 103%                                                                     | 1437                                  | 199                                    | 456                                                | 63 (84)                                                 | 0.9                                                        | 89%                                                      | 86%                                        | 86%                                           |
| Tamil Nadu    | Tiruvanamalai     | 23                                      | 5887                     | (2.2)                                         | 261                                   | 357                                     | (6.1)                          | 100%                                                                     | 640                                   | 114                                    | 357                                                | 63 (85)                                                 | 0.5                                                        | 95%                                                      | 92%                                        | 92%                                           |
| Tamil Nadu    | Toothukudi        | 16                                      | 3302                     | (2.1)                                         | 204                                   | 363                                     | (11.0)                         | 97%                                                                      | 618                                   | 153                                    | 265                                                | 66 (87)                                                 | 0.9                                                        | 91%                                                      | 85%                                        | 85%                                           |
| Tamil Nadu    | Vellore           | 36                                      | 12988                    | (2.7)                                         | 361                                   | 992                                     | (7.6)                          | 100%                                                                     | 1402                                  | 156                                    | 622                                                | 69 (92)                                                 | 0.8                                                        | 95%                                                      | 90%                                        | 90%                                           |
| Tamil Nadu    | Viluppuram        | 30                                      | 7026                     | (2.0)                                         | 231                                   | 635                                     | (9.0)                          | 95%                                                                      | 1052                                  | 138                                    | 452                                                | 59 (79)                                                 | 0.7                                                        | 91%                                                      | 88%                                        | 88%                                           |
| Tamil Nadu    | Virudhunagar      | 18                                      | 4600                     | (2.7)                                         | 254                                   | 459                                     | (10.0)                         | 100%                                                                     | 929                                   | 206                                    | 297                                                | 66 (88)                                                 | 1.1                                                        | 92%                                                      | 86%                                        | 86%                                           |
| Uttar Pradesh | Agra              | 39                                      | 3771                     | (8.0)                                         | 97                                    | 766                                     | (20.3)                         | 81%                                                                      | 1080                                  | 112                                    | 381                                                | 39 (41)                                                 | 0.7                                                        | 82%                                                      |                                            |                                               |
| Uttar Pradesh | Aligarh           | 32                                      | 2643                     | (2.6)                                         | 83                                    | 416                                     | (15.7)                         | 84%                                                                      | 670                                   | 84                                     | 283                                                | 35 (37)                                                 | 1.0                                                        | 85%                                                      |                                            |                                               |
| Uttar Pradesh | Allahabad         | 53                                      | 1352                     | (0.3)                                         | 26                                    | 252                                     | (18.6)                         | 80%                                                                      | 324                                   |                                        | 145                                                |                                                         | 0.8                                                        |                                                          |                                            |                                               |
| Uttar Pradesh | Baghpat           | 12                                      | 1348                     | (2.7)                                         | 108                                   | 224                                     | (16.6)                         | 97%                                                                      | 480                                   | 154                                    | 148                                                | 47 (50)                                                 | 1.4                                                        | 92%                                                      | 91%                                        | 91%                                           |
| Uttar Pradesh | Bahraich          | 26                                      | 4943                     | (3.6)                                         | 194                                   | 662                                     | (13.4)                         | 92%                                                                      | 1057                                  | 166                                    | 448                                                | 70 (74)                                                 | 1.0                                                        | 92%                                                      | 96%                                        | 96%                                           |
| Uttar Pradesh | Barabanki         | 29                                      | 2998                     | (2.5)                                         | 105                                   | 560                                     | (18.7)                         | 97%                                                                      | 787                                   | 110                                    | 409                                                | 57 (60)                                                 | 0.5                                                        | 82%                                                      | 85%                                        | 87%                                           |
| Uttar Pradesh | Bareilly          | 39                                      | 4679                     | (5.4)                                         | 121                                   | 764                                     | (16.3)                         | 85%                                                                      | 1657                                  | 172                                    | 472                                                | 49 (52)                                                 | 1.8                                                        | 87%                                                      |                                            |                                               |
| Uttar Pradesh | Basti             | 22                                      | 1116                     | (2.6)                                         | 50                                    | 196                                     | (17.6)                         | 91%                                                                      | 452                                   | 82                                     | 155                                                | 28 (29)                                                 | 1.3                                                        | 84%                                                      |                                            |                                               |
| Uttar Pradesh | Bijnor            | 34                                      | 3853                     | (0.4)                                         | 115                                   | 391                                     | (10.1)                         | 81%                                                                      | 645                                   | 77                                     | 214                                                | 26 (27)                                                 | 1.2                                                        | 84%                                                      | 74%                                        | 76%                                           |
| Uttar Pradesh | Budaun            | 33                                      | 4564                     | (6.6)                                         | 139                                   | 672                                     | (14.7)                         | 86%                                                                      | 974                                   | 118                                    | 471                                                | 57 (60)                                                 | 0.8                                                        | 80%                                                      |                                            |                                               |
| Uttar Pradesh | Bulandshahar      | 31                                      | 2253                     | (2.1)                                         | 72                                    | 343                                     | (15.2)                         | 97%                                                                      | 765                                   | 98                                     | 258                                                | 33 (35)                                                 | 1.4                                                        | 85%                                                      | 76%                                        | 77%                                           |
| Uttar Pradesh | Etah              | 30                                      | 4925                     | (13.0)                                        | 165                                   | 572                                     | (11.6)                         | 96%                                                                      | 692                                   | 93                                     | 267                                                | 36 (38)                                                 | 0.8                                                        | 84%                                                      |                                            |                                               |
| Uttar Pradesh | Etawah            | 14                                      | 857                      | (2.1)                                         | 60                                    | 138                                     | (16.1)                         | 86%                                                                      | 316                                   | 88                                     | 91                                                 | 25 (27)                                                 | 2.0                                                        | 100%                                                     |                                            |                                               |
| Uttar Pradesh | Faizabad          | 22                                      | 468                      | (4.1)                                         | 21                                    | 82                                      | (17.5)                         | 80%                                                                      | 109                                   |                                        | 58                                                 |                                                         | 0.6                                                        |                                                          |                                            |                                               |
| Uttar Pradesh | Fatehpur          | 25                                      | 2603                     | (6.5)                                         | 105                                   | 343                                     | (13.2)                         | 56%                                                                      | 375                                   | 61                                     | 127                                                | 21 (22)                                                 | 1.3                                                        | 83%                                                      |                                            |                                               |
| Uttar Pradesh | Gautam Budh Nagar | 13                                      | 2085                     | (3.3)                                         | 163                                   | 347                                     | (16.6)                         | 84%                                                                      | 555                                   | 174                                    | 204                                                | 64 (67)                                                 | 0.8                                                        | 88%                                                      | 85%                                        | 88%                                           |
| Uttar Pradesh | Ghaziabad         | 35                                      | 5242                     | (3.5)                                         | 149                                   | 912                                     | (17.4)                         | 89%                                                                      | 1627                                  | 185                                    | 651                                                | 74 (78)                                                 | 0.8                                                        | 94%                                                      | 89%                                        | 89%                                           |
| Uttar Pradesh | Hamirpur-UP       | 11                                      | 875                      | (4.4)                                         | 78                                    | 165                                     | (18.9)                         | 91%                                                                      | 325                                   | 116                                    | 116                                                | 42 (44)                                                 | 1.4                                                        | 93%                                                      | 73%                                        | 77%                                           |
| Uttar Pradesh | Jaunpur           | 42                                      | 2177                     |                                               | 52                                    | 263                                     | (12.1)                         | 91%                                                                      | 420                                   | 40                                     | 211                                                | 20 (21)                                                 | 0.7                                                        | 89%                                                      |                                            |                                               |
| Uttar Pradesh | Jhansi            | 19                                      | 2029                     | (3.8)                                         | 108                                   | 397                                     | (19.6)                         | 79%                                                                      | 592                                   | 127                                    | 169                                                | 36 (38)                                                 | 1.4                                                        | 86%                                                      |                                            |                                               |
| Uttar Pradesh | Kanpur Nagar      | 44                                      | 267                      | (2.0)                                         | 6                                     | 27                                      | (10.1)                         | 100%                                                                     | 73                                    |                                        | 27                                                 |                                                         | 0.5                                                        |                                                          |                                            |                                               |
| Uttar Pradesh | Lucknow           | 39                                      | 7841                     | (3.5)                                         | 199                                   | 1035                                    | (13.2)                         | 90%                                                                      | 1380                                  | 140                                    | 606                                                | 61 (65)                                                 | 0.5                                                        | 91%                                                      | 87%                                        | 87%                                           |
| Uttar Pradesh | Mainpuri          | 17                                      | 1733                     | (2.2)                                         | 102                                   | 228                                     | (13.2)                         | 83%                                                                      | 419                                   | 98                                     | 180                                                | 42 (44)                                                 | 1.2                                                        | 89%                                                      | 81%                                        | 81%                                           |



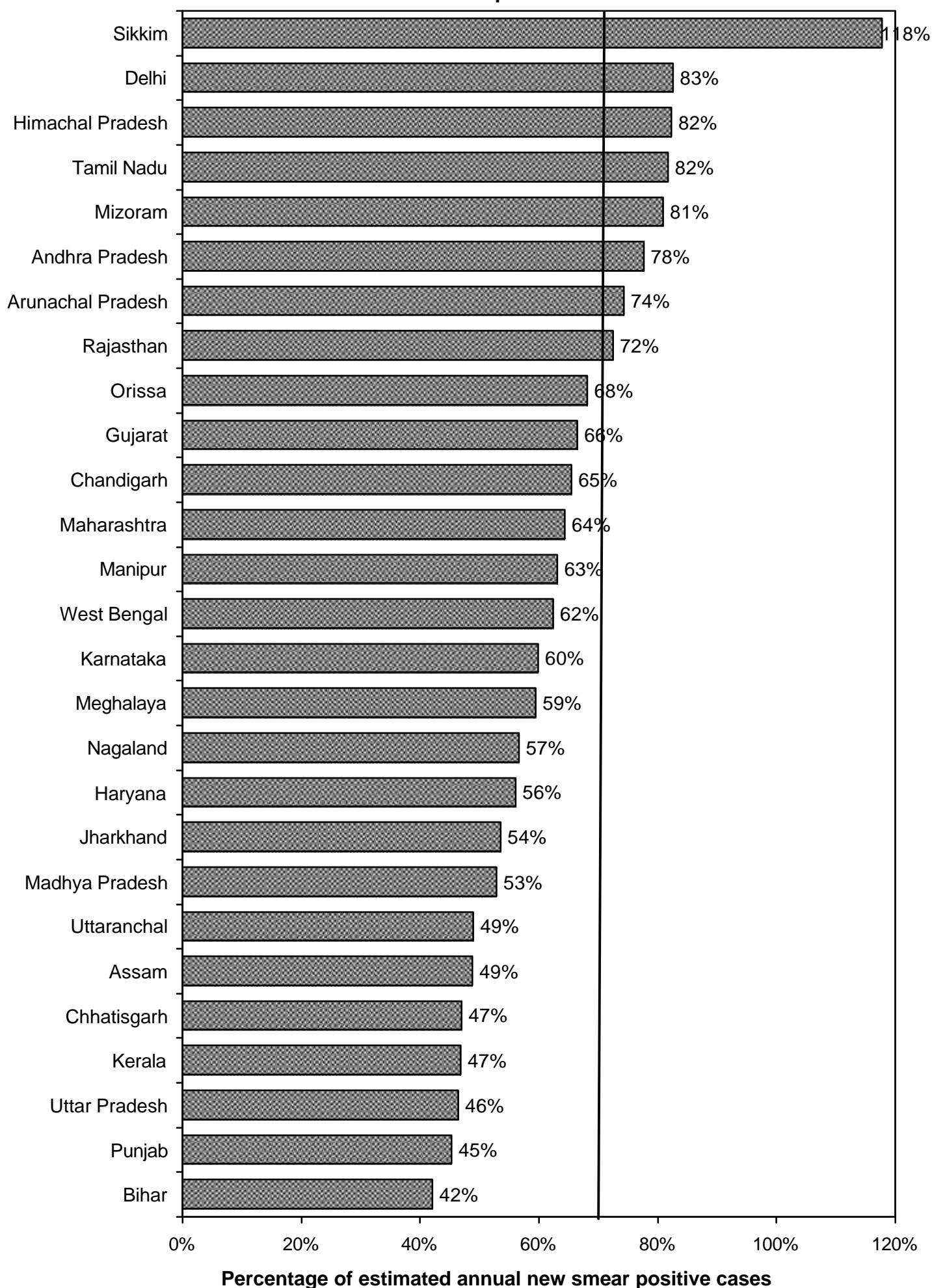
**Performance of RNTCP Case Detection (2004, first quarter), Smear Conversion (2003, fourth quarter) and Treatment Outcomes (2003, first quarter)**

| State         | District         | Population (in lakh) covered by RNTCP * | No. of suspects examined | % suspects examined out of total out-patients | Suspects examined per lakh population | No of Smear positive patients diagnosed | % of S+ve cases among suspects | Percentage smear positive patients living in the district placed on DOTS | Total patients initiated on treatment | Annualized total case detection rate † | New smear positive patients initiated on treatment | Annualized new smear positive case detection rate (%) † | Ratio of new smear negative to new smear positive patients | 3 month conversion rate of new smear positive patients § | Cure rate of new smear positive patients ¶ | Success rate of new smear positive patients ¶ |
|---------------|------------------|-----------------------------------------|--------------------------|-----------------------------------------------|---------------------------------------|-----------------------------------------|--------------------------------|--------------------------------------------------------------------------|---------------------------------------|----------------------------------------|----------------------------------------------------|---------------------------------------------------------|------------------------------------------------------------|----------------------------------------------------------|--------------------------------------------|-----------------------------------------------|
| Uttar Pradesh | Mathura          | 22                                      | 1404                     | (2.4)                                         | 63                                    | 269                                     | (19.2)                         | 88%                                                                      | 569                                   | 103                                    | 174                                                | 31 (33)                                                 | 1.7                                                        | 87%                                                      |                                            |                                               |
| Uttar Pradesh | Meerut           | 32                                      | 6524                     | (3.2)                                         | 203                                   | 887                                     | (13.6)                         | 98%                                                                      | 1590                                  | 198                                    | 756                                                | 94 (99)                                                 | 0.7                                                        | 95%                                                      | 92%                                        | 92%                                           |
| Uttar Pradesh | Mirzapur         | 23                                      | 719                      | (3.7)                                         | 32                                    | 171                                     | (23.8)                         | 80%                                                                      | 0                                     |                                        | 98                                                 |                                                         | 0.6                                                        |                                                          |                                            |                                               |
| Uttar Pradesh | Moradabad        | 40                                      | 6558                     | (7.0)                                         | 163                                   | 717                                     | (10.9)                         | 86%                                                                      | 1207                                  | 120                                    | 533                                                | 53 (56)                                                 | 1.1                                                        | 87%                                                      | 73%                                        | 73%                                           |
| Uttar Pradesh | Muzaffarnagar    | 38                                      | 5375                     | (3.9)                                         | 142                                   | 757                                     | (14.1)                         | 85%                                                                      | 1138                                  | 120                                    | 458                                                | 48 (51)                                                 | 0.8                                                        | 84%                                                      | 73%                                        | 75%                                           |
| Uttar Pradesh | Rae Bareli       | 31                                      | 2465                     | (2.3)                                         | 80                                    | 422                                     | (17.1)                         | 91%                                                                      | 750                                   | 97                                     | 346                                                | 45 (47)                                                 | 1.0                                                        | 89%                                                      | 77%                                        | 86%                                           |
| Uttar Pradesh | Rampur           | 21                                      | 3574                     | (5.6)                                         | 174                                   | 388                                     | (10.9)                         | 93%                                                                      | 529                                   | 103                                    | 196                                                | 38 (40)                                                 | 1.0                                                        | 83%                                                      | 72%                                        | 73%                                           |
| Uttar Pradesh | Saharanpur       | 31                                      | 4428                     | (3.0)                                         | 145                                   | 546                                     | (12.3)                         | 94%                                                                      | 954                                   | 125                                    | 370                                                | 49 (51)                                                 | 1.0                                                        | 95%                                                      | 88%                                        | 88%                                           |
| Uttar Pradesh | Shahjahanpur     | 27                                      | 2574                     | (4.4)                                         | 94                                    | 291                                     | (11.3)                         | 74%                                                                      | 446                                   | 65                                     | 146                                                | 21 (23)                                                 | 1.3                                                        | 89%                                                      |                                            |                                               |
| Uttar Pradesh | Sitapur          | 39                                      | 4038                     | (3.9)                                         | 104                                   | 628                                     | (15.6)                         | 53%                                                                      | 837                                   | 86                                     | 344                                                | 36 (37)                                                 | 1.0                                                        | 86%                                                      | 94%                                        | 94%                                           |
| Uttar Pradesh | Sultanpur        | 34                                      | 2174                     | (5.1)                                         | 64                                    | 164                                     | (7.5)                          | 94%                                                                      | 666                                   |                                        | 119                                                |                                                         | 4.2                                                        |                                                          |                                            |                                               |
| Uttar Pradesh | Unnao            | 29                                      | 394                      | (0.6)                                         | 14                                    | 394                                     | (100.0)                        | 100%                                                                     | 810                                   | 112                                    | 280                                                | 39 (41)                                                 | 1.4                                                        | 94%                                                      | 89%                                        | 89%                                           |
| Uttar Pradesh | Varanasi         | 34                                      | 2952                     | (2.0)                                         | 88                                    | 491                                     | (16.6)                         | 80%                                                                      | 702                                   | 83                                     | 271                                                | 32 (34)                                                 | 0.7                                                        | 89%                                                      | 77%                                        | 79%                                           |
| Uttaranchal   | Almora           | 7                                       | 906                      | (2.0)                                         | 136                                   | 82                                      | (9.1)                          | 99%                                                                      | 131                                   | 79                                     | 56                                                 | 34 (35)                                                 | 0.4                                                        | 98%                                                      | 85%                                        | 85%                                           |
| Uttaranchal   | Dehradun         | 13                                      | 2498                     | (2.2)                                         | 185                                   | 354                                     | (14.2)                         | 100%                                                                     | 473                                   | 140                                    | 178                                                | 53 (56)                                                 | 0.9                                                        | 97%                                                      | 88%                                        | 90%                                           |
| Uttaranchal   | Hardwar          | 15                                      | 861                      | (3.3)                                         | 57                                    | 199                                     | (23.1)                         | 91%                                                                      | 181                                   |                                        | 66                                                 |                                                         | 0.5                                                        |                                                          |                                            |                                               |
| Uttaranchal   | Nainital         | 8                                       | 343                      | (1.8)                                         | 43                                    | 83                                      | (24.2)                         | 84%                                                                      | 105                                   |                                        | 35                                                 |                                                         | 0.4                                                        |                                                          |                                            |                                               |
| Uttaranchal   | Rudraprayag      | 2                                       | 88                       | (2.8)                                         | 37                                    | 7                                       | (8.0)                          | 100%                                                                     | 10                                    |                                        | 6                                                  |                                                         | 0.3                                                        |                                                          |                                            |                                               |
| Uttaranchal   | Udhamsingh Nagar | 13                                      | 1066                     | (3.7)                                         | 82                                    | 181                                     | (17.0)                         | 99%                                                                      | 171                                   |                                        | 84                                                 |                                                         | 0.6                                                        |                                                          |                                            |                                               |
| West Bengal   | Bankura          | 34                                      | 5086                     | (2.4)                                         | 152                                   | 689                                     | (13.5)                         | 96%                                                                      | 1074                                  | 128                                    | 474                                                | 57 (75)                                                 | 0.6                                                        | 91%                                                      | 89%                                        | 91%                                           |
| West Bengal   | Bardhaman        | 73                                      | 11195                    | (2.6)                                         | 154                                   | 1300                                    | (11.6)                         | 95%                                                                      | 2530                                  | 139                                    | 950                                                | 52 (70)                                                 | 0.9                                                        | 91%                                                      | 87%                                        | 88%                                           |
| West Bengal   | Birbhum          | 32                                      | 4777                     | (2.3)                                         | 151                                   | 700                                     | (14.7)                         | 91%                                                                      | 949                                   | 120                                    | 481                                                | 61 (81)                                                 | 0.5                                                        | 90%                                                      | 85%                                        | 85%                                           |
| West Bengal   | Dakshin Dinajpur | 16                                      | 3018                     | (2.0)                                         | 191                                   | 354                                     | (11.7)                         | 86%                                                                      | 432                                   | 109                                    | 226                                                | 57 (76)                                                 | 0.4                                                        | 85%                                                      | 79%                                        | 79%                                           |
| West Bengal   | Darjeeling       | 17                                      | 2102                     | (2.2)                                         | 125                                   | 395                                     | (18.8)                         | 71%                                                                      | 461                                   | 109                                    | 192                                                | 46 (61)                                                 | 0.6                                                        | 100%                                                     |                                            |                                               |
| West Bengal   | Haora            | 45                                      | 8381                     | (3.1)                                         | 187                                   | 836                                     | (10.0)                         | 95%                                                                      | 1495                                  | 133                                    | 557                                                | 50 (66)                                                 | 0.7                                                        | 91%                                                      | 87%                                        | 88%                                           |
| West Bengal   | Hugli            | 53                                      | 6550                     | (2.9)                                         | 124                                   | 803                                     | (12.3)                         | 99%                                                                      | 1545                                  | 117                                    | 607                                                | 46 (61)                                                 | 0.7                                                        | 89%                                                      | 90%                                        | 91%                                           |
| West Bengal   | Jalpaiguri       | 36                                      | 4972                     | (2.1)                                         | 139                                   | 886                                     | (17.8)                         | 92%                                                                      | 1259                                  | 141                                    | 637                                                | 71 (95)                                                 | 0.4                                                        | 90%                                                      | 88%                                        | 88%                                           |
| West Bengal   | Koch Bihar       | 26                                      | 3941                     | (2.4)                                         | 151                                   | 313                                     | (7.9)                          | 93%                                                                      | 599                                   | 92                                     | 256                                                | 39 (52)                                                 | 0.6                                                        | 92%                                                      | 91%                                        | 91%                                           |
| West Bengal   | Kolkata          | 48                                      | 5419                     | (9.1)                                         | 113                                   | 1076                                    | (19.9)                         | 64%                                                                      | 1615                                  | 134                                    | 704                                                | 59 (78)                                                 | 0.4                                                        | 89%                                                      | 89%                                        | 89%                                           |
| West Bengal   | Maldah           | 35                                      | 5724                     | (1.7)                                         | 166                                   | 728                                     | (12.7)                         | 80%                                                                      | 1139                                  | 132                                    | 491                                                | 57 (76)                                                 | 0.8                                                        | 89%                                                      | 83%                                        | 83%                                           |
| West Bengal   | Medinipur East   | 46                                      | 3838                     | (1.5)                                         | 83                                    | 250                                     | (6.5)                          | 89%                                                                      | 544                                   | 47                                     | 171                                                | 15 (20)                                                 | 1.1                                                        | 87%                                                      | 81%                                        | 82%                                           |
| West Bengal   | Medinipur West   | 55                                      | 6285                     | (1.8)                                         | 115                                   | 731                                     | (11.6)                         | 86%                                                                      | 1481                                  | 108                                    | 495                                                | 36 (48)                                                 | 1.2                                                        | 90%                                                      | 83%                                        | 86%                                           |
| West Bengal   | Murshidabad      | 62                                      | 8531                     | (2.3)                                         | 138                                   | 993                                     | (11.6)                         | 93%                                                                      | 1772                                  | 115                                    | 824                                                | 54 (71)                                                 | 0.7                                                        | 93%                                                      | 86%                                        | 86%                                           |
| West Bengal   | Nadia            | 48                                      | 8286                     | (2.0)                                         | 171                                   | 694                                     | (8.4)                          | 98%                                                                      | 1162                                  | 96                                     | 515                                                | 43 (57)                                                 | 0.7                                                        | 91%                                                      | 86%                                        | 86%                                           |

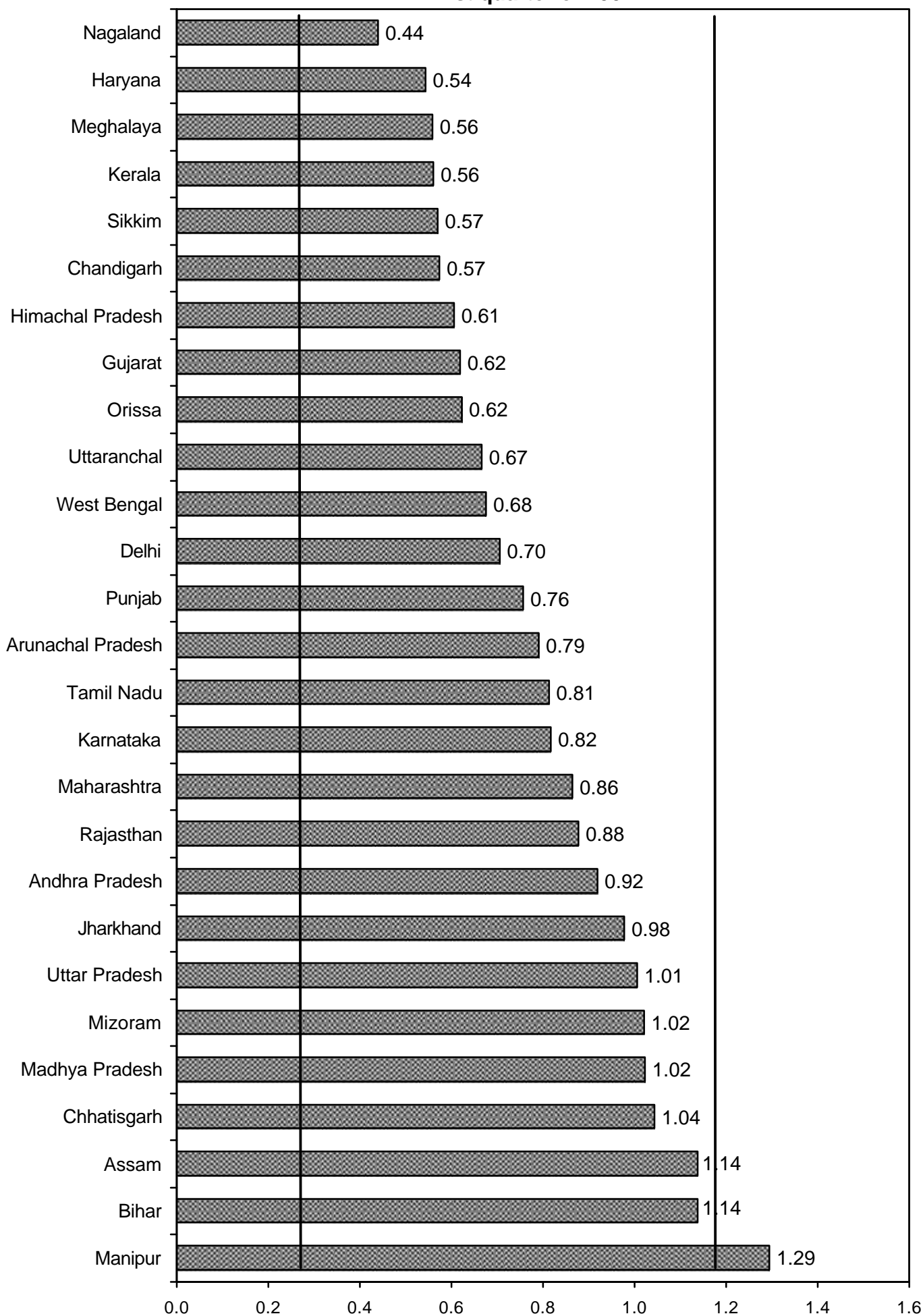
**Performance of RNTCP Case Detection (2004, first quarter), Smear Conversion (2003, fourth quarter) and Treatment Outcomes (2003, first quarter)**

| State       | District          | Population (in lakh) covered by RNTCP * | No. of suspects examined | % suspects examined out of total out-patients | Suspects examined per lakh population | No of Smear positive patients diagnosed | % of S+ve cases among suspects | Percentage smear positive patients living in the district placed on DOTS | Total patients initiated on treatment | Annualized total case detection rate † | New smear positive patients initiated on treatment | Annualized new smear positive case detection rate (%) † | Ratio of new smear negative to new smear positive patients | 3 month conversion rate of new smear positive patients § | Cure rate of new smear positive patients ¶ | Success rate of new smear positive patients ¶ |
|-------------|-------------------|-----------------------------------------|--------------------------|-----------------------------------------------|---------------------------------------|-----------------------------------------|--------------------------------|--------------------------------------------------------------------------|---------------------------------------|----------------------------------------|----------------------------------------------------|---------------------------------------------------------|------------------------------------------------------------|----------------------------------------------------------|--------------------------------------------|-----------------------------------------------|
| West Bengal | North 24 Parganas | 94                                      | 11247                    | (2.4)                                         | 120                                   | 1228                                    | (10.9)                         | 90%                                                                      | 2129                                  | 91                                     | 896                                                | 38 (51)                                                 | 0.5                                                        | 91%                                                      | 90%                                        | 90%                                           |
| West Bengal | Puruliya          | 27                                      | 3650                     | (2.1)                                         | 137                                   | 564                                     | (15.5)                         | 94%                                                                      | 1006                                  | 151                                    | 429                                                | 64 (86)                                                 | 0.9                                                        | 95%                                                      | 89%                                        | 89%                                           |
| West Bengal | South 24 Parganas | 73                                      | 7579                     | (1.9)                                         | 104                                   | 868                                     | (11.5)                         | 94%                                                                      | 1481                                  | 82                                     | 693                                                | 38 (51)                                                 | 0.5                                                        | 92%                                                      | 88%                                        | 89%                                           |
| West Bengal | Uttar Dinajpur    | 26                                      | 2693                     | (1.3)                                         | 105                                   | 351                                     | (13.0)                         | 94%                                                                      | 625                                   | 97                                     | 261                                                | 41 (54)                                                 | 0.8                                                        | 85%                                                      | <b>76%</b>                                 | <b>78%</b>                                    |
|             | <b>Total</b>      | <b>8427</b>                             | <b>1,192,086</b>         | <b>(2.4)</b>                                  | <b>141</b>                            | <b>158,122</b>                          | <b>(13.3)</b>                  | <b>92%</b>                                                               | <b>260,589</b>                        | <b>129</b>                             | <b>102,348</b>                                     | <b>50 (67)</b>                                          | <b>0.8</b>                                                 | <b>90%</b>                                               | <b>85%</b>                                 | <b>86%</b>                                    |

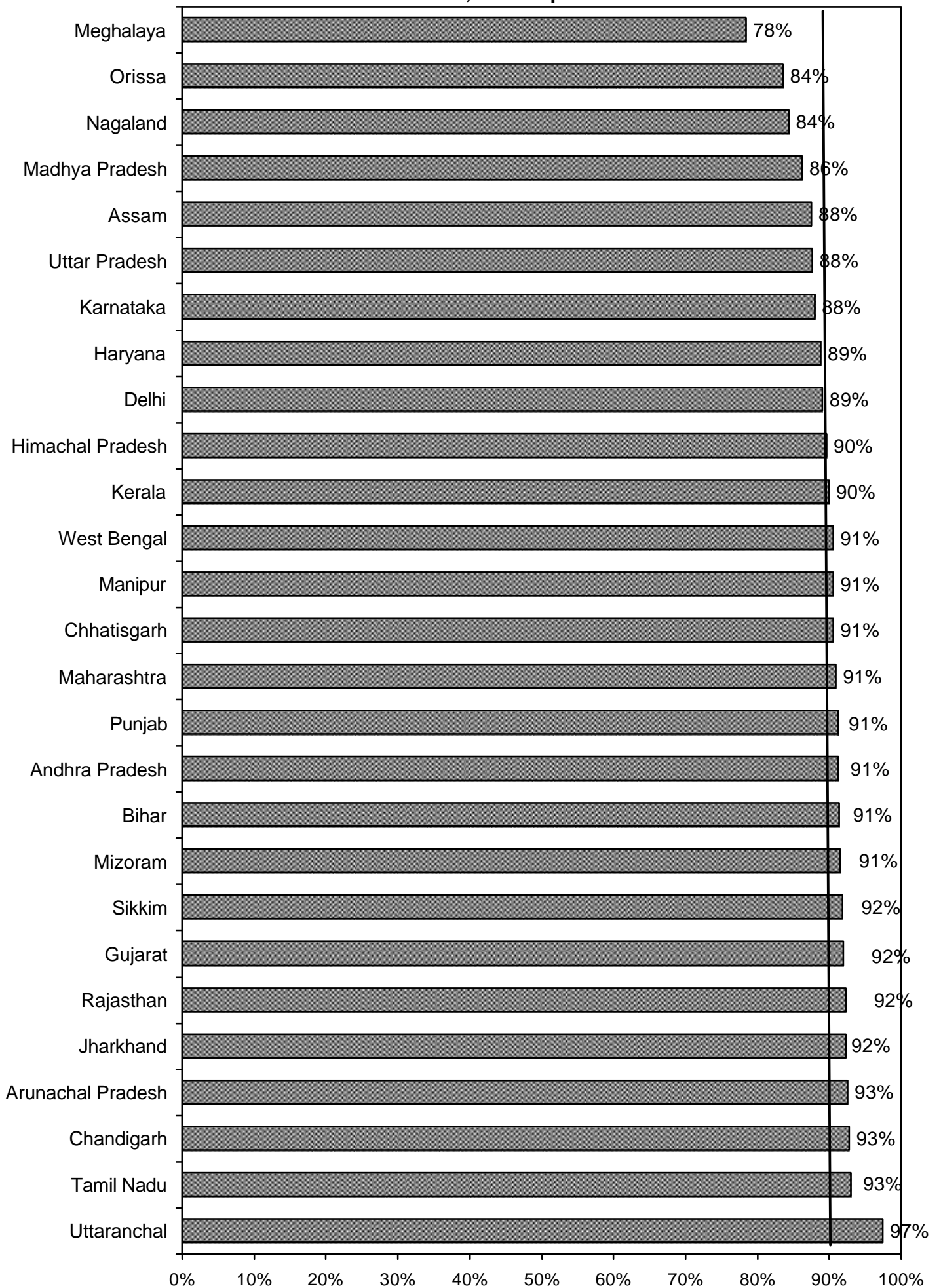
**Percentage of annual estimated new smear-positive cases detected,  
first quarter of 2004**



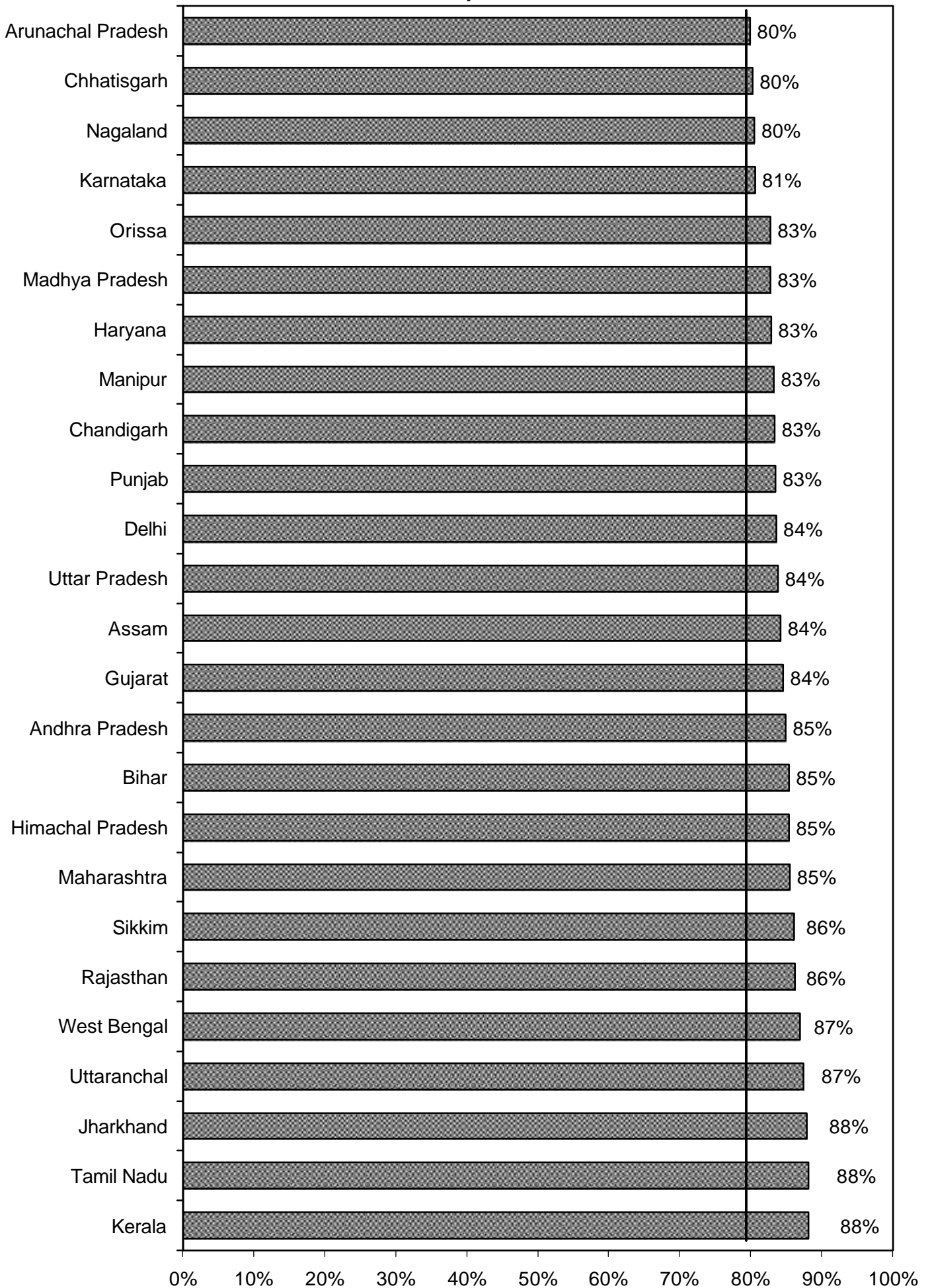
**Ratio of new sputum-negative to new sputum-positive patients,  
first quarter of 2004**



**Sputum conversion rate among new sputum-positive patients at 3 months, fourth quarter of 2003**



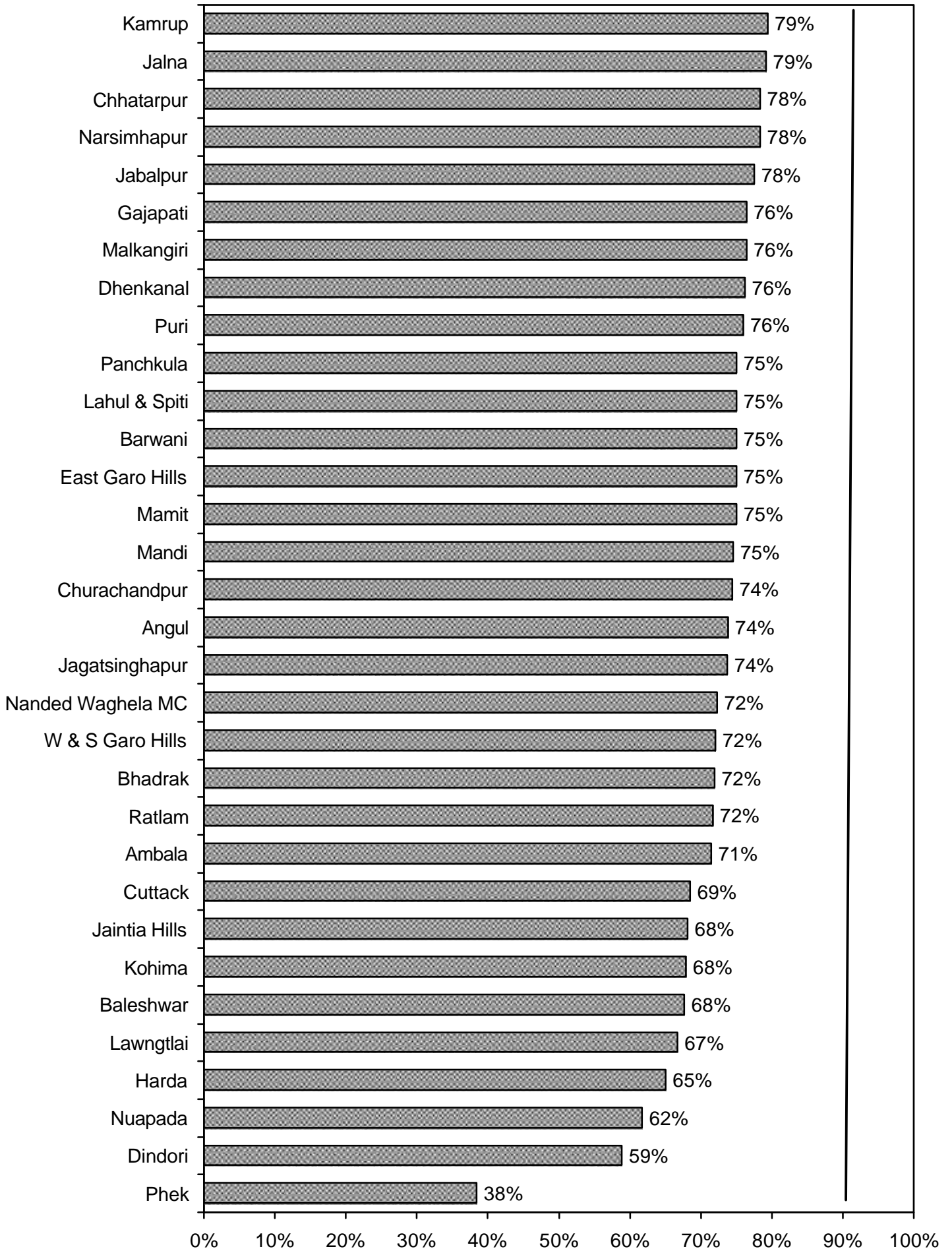
**Cure rate among new sputum-positive patients,  
first quarter of 2003**



**53 (12%) districts with high ratio of new sputum-negative to new  
(all other districts had a ratio < 1.2)**

| State             | District    | Ratio of new smear negative to new smear positive patients | State         | District      | Ratio of new smear negative to new smear positive patients |
|-------------------|-------------|------------------------------------------------------------|---------------|---------------|------------------------------------------------------------|
| Andhra Pradesh    | Srikakulam  | 1.26                                                       | Manipur       | Imphal East   | 2.28                                                       |
| Arunachal Pradesh | Ziro Dtc    | 1.32                                                       | Manipur       | Thoubal       | 1.45                                                       |
| Assam             | Sonitpur    | 1.55                                                       | Manipur       | Bishnupur     | 1.45                                                       |
| Assam             | Barpeta     | 1.55                                                       | Manipur       | Churachandpur | 1.26                                                       |
| Assam             | Kamrup      | 1.35                                                       | Mizoram       | Saiha         | 1.89                                                       |
| Bihar             | Muzaffarpur | 1.65                                                       | Mizoram       | Kolasib       | 1.47                                                       |
| Bihar             | Vaishali    | 1.37                                                       | Mizoram       | Lunglei       | 1.40                                                       |
| Chhatisgarh       | Janjgir     | 1.66                                                       | Mizoram       | Champhai      | 1.38                                                       |
| Chhatisgarh       | Durg        | 1.30                                                       | Orissa        | Nayagarh      | 4.00                                                       |
| Chhatisgarh       | Rajnandgaon | 1.29                                                       | Orissa        | Balangir      | 1.48                                                       |
| Himachal Pradesh  | Kinnaur     | 4.40                                                       | Rajasthan     | Dhaulpur      | 1.37                                                       |
| Himachal Pradesh  | Kullu       | 1.32                                                       | Rajasthan     | Alwar         | 1.27                                                       |
| Jharkhand         | Hazaribagh  | 1.28                                                       | Tamil Nadu    | Theni         | 1.37                                                       |
| Karnataka         | Gulbarga    | 1.27                                                       | Tamil Nadu    | Madurai       | 1.35                                                       |
| Madhya Pradesh    | Raisen      | 2.26                                                       | Uttar Pradesh | Sultanpur     | 4.16                                                       |
| Madhya Pradesh    | Satna       | 1.96                                                       | Uttar Pradesh | Etawah        | 2.00                                                       |
| Madhya Pradesh    | Sagar       | 1.67                                                       | Uttar Pradesh | Bareilly      | 1.81                                                       |
| Madhya Pradesh    | Rajgarh     | 1.53                                                       | Uttar Pradesh | Mathura       | 1.74                                                       |
| Madhya Pradesh    | Harda       | 1.52                                                       | Uttar Pradesh | Unnao         | 1.42                                                       |
| Madhya Pradesh    | Katni       | 1.42                                                       | Uttar Pradesh | Hamirpur-Up   | 1.41                                                       |
| Madhya Pradesh    | Neemuch     | 1.41                                                       | Uttar Pradesh | Jhansi        | 1.39                                                       |
| Madhya Pradesh    | Sehore      | 1.37                                                       | Uttar Pradesh | Baghpat       | 1.38                                                       |
| Madhya Pradesh    | Ratlam      | 1.25                                                       | Uttar Pradesh | Bulandshahar  | 1.36                                                       |
| Maharashtra       | Parbhani    | 1.31                                                       | Uttar Pradesh | Shahjahanpur  | 1.35                                                       |
| Maharashtra       | Ahmednagar  | 1.30                                                       | Uttar Pradesh | Basti         | 1.34                                                       |
| Maharashtra       | Washim      | 1.30                                                       | Uttar Pradesh | Fatehpur      | 1.26                                                       |
| Maharashtra       | Nandurbar   | 1.25                                                       |               |               |                                                            |

**Thirty two (8%) districts with low sputum conversion rate among new sputum-positive patients at 3 months, fourth quarter of 2003  
(all other districts had conversion rates >80%)**





**Fifty-three(16%) districts with low cure rates among new sputum-positive patients, first quarter of 2003 (all other districts had cure rates > 80%)**

